

KATALOG GENERALNY

BOOK
OF
INSPIRATIONS

2017

PŁYTKI CERAMICZNE
CERAMIC TILES

GENERAL CATALOGUE

KATALOG GENERALNY

**BOOK
OF
INSPIRATIONS**

2017

GENERAL CATALOGUE

Od ponad 130 lat Opoczno inspiruje pięknymi i nowoczesnymi produktami do aranżacji wnętrz. Używane w procesie produkcyjnym nowoczesne technologie wzornicze, w połączeniu z doświadczonym zespołem projektantów, gwarantują wysoką jakość naszych produktów. Nowe kolekcje prezentowane w tegorocznej edycji katalogu Opoczna to spotkanie tradycji, będącej miarą doświadczenia i najwyższego rzemiosła, z nowoczesnym i odważnym światowym designem.

W procesie projektowania i aranżacji wnętrz, określenie indywidualnych preferencji estetycznych oraz wybór wiodącego stylu, jest rzeczą niełatwą. Nasi projektanci, inspirując się najnowszymi trendami w designie, osadzając kolekcje w chłodnym stylu postindustrialnym, kolorowym art déco, czy funkcjonalnym modernizmie, tworzą bogatą ofertę umożliwiającą wybór odpowiedniego charakteru wnętrza. Osłą tego albumu stały się fotografie inspirujące nas w czasie prac nad poszczególnymi kolekcjami. Mamy nadzieję, że dzieląc się nimi, dajemy Ci coś więcej, niż tylko ofertę naszych produktów. Liczymy, że to, co w procesie projektowania było dla nas natchnieniem, również dla Ciebie stanie się impulsem do zmian i realizacji niebanalnych pomysłów.

Kolekcje Opoczna umieściliśmy w siedmiu segmentach, które są kompasem pomagającym wędrować przez niezliczone inspiracje oraz konkretne rozwiązania aranżacyjne. Dla osób czerpiących siłę z natury – nieocenione będą kolekcje inspirowane drewnem, kamieniem czy cementem. Poszukujący ekspresji barw, wzorów i faktur, odnajdą swoje wnętrza w segmentach takich jak Monocolour czy Motifs.

Katalog, który trzymasz w dłoni powstał po to, by zainspirować i pomóc w wyborze, aby rozbudzić marzenia o nastrojowym i niepowtarzalnym wnętrzu, które możesz stworzyć dzięki kolekcjom marki Opoczno.

For more than 130 years Opoczno has inspired us with beautiful and innovative products for interior design. Innovative design technologies used in the production process, in combination with the experienced design team, guarantee the highest quality of our products. The new collections presented in this year's edition of the Opoczno catalogue represent a meeting of tradition – which is a measure of experience and the highest craftsmanship, with modern and fresh, world-renowned design.

In the process of design and interior design, determination of individual aesthetic preferences and the choice of a leading style is not an easy task. Inspired by the latest trends in design, our designers position our collections in a cool post-industrial style, colourful Art Deco, or functional modernism and create a rich offer, allowing selection of the appropriate character of any interior. The core of this album is formed by the photographs, which have inspired us during works on individual collections. We hope that by sharing them, we give you something more than just the choice of our products. We also hope that what in the design process was the inspiration for us, for you will turn out to be an impulse for a change and implementation of original ideas.

The Opoczno Collections have been divided into seven segments, which serve as a compass that aims to help wandering through endless inspiration and specific arrangement solutions. For those who draw their strength from nature – our collections inspired by wood, stone or cement will be invaluable. Those, who seek expression of colours, patterns and textures, will find inspiration for their interiors in such segments as Monocolour and Motifs.

The catalogue that you are holding in your hands has been created to inspire and help in choosing, to awaken dreams of romantic and unique interiors, which you can create thanks to our Opoczno collections.











SPIS TREŚCI
TABLE OF CONTENTS

KOLEKCJE PŁYTEK

TILE COLLECTIONS



STONE
10

- 16 → DAINO
- 24 → URBAN MIX
- 34 → YAKARA
- 42 → CARRARA
- 48 → DONAR 
- 54 → NERTHUS 
- 62 → LAZZARO
- 67 → LAZIO
- 70 → MOONDUST
- 76 → SAHARA
- 82 → SLATE 
- 88 → STONE 
- 94 → GEOMETRIC GAME
- 100 → GEOMETRICA 
- 104 → MAGIC LOOK 
- 108 → MIRROR 
- 112 → RAVINA 
- 116 → SIMPLE STONE 
- 122 → STONE ISLAND 
- 126 → STONE FLOWERS
- 132 → KAROO
- 138 → LIGHT MARBLE
- 144 → SALONIKA
- 148 → AMARO
- 152 → SAGRA
- 156 → KALLISTO
- 164 → HYPERION
- 168 → MILTON



WOOD
158

- 178 → LEGNO MODERNO
- 184 → LEGNO RUSTICO
- 190 → SOFTWOOD 
- 196 → FLOORWOOD 
- 204 → ALLWOOD
- 210 → ELISSA 
- 214 → NATURALE
- 220 → NODO
- 224 → PERFECT FORM 



CEMENTO
214

- 234 → DRY RIVER
- 244 → EQUINOX
- 252 → BETON 
- 256 → MAGIC STONE 
- 262 → DAMASCO
- 268 → EARLY PASTELS
- 276 → FARGO
- 282 → ARANTA 
- 286 → CITY CALL
- 290 → COLORADO NIGHTS
- 298 → CREAMY TOUCH
- 302 → DREAMING 
- 306 → FUNDA 
- 310 → FLUORESCENT
FLOWER
- 318 → PIETRA 

SPIS TREŚCI

TABLE OF CONTENTS



MONOCOLOUR

300

- 330 → UNIVERSAL GLASS
DECORATIONS
- 342 → ARTISTIC WAY 
- 348 → DELICATE LINES 
- 354 → PARISEN 
- 360 → SPIN 
- 364 → PRET-À-PORTER
- 370 → STRUCTURE
PATTERN
- 374 → VIVID COLOURS
- 380 → WHITE MAGIC
- 386 → AMARANTE
- 392 → ART MOSAIC 
- 396 → BASIC PALETTE
- 402 → FRENCH TOUCH
- 406 → ORIGAMI DUNE 
- 414 → SINDI 
- 418 → SKY TOWER 
- 422 → BLACK & WHITE
- 428 → FUSION
- 434 → PENNE
- 440 → INWENCJA
- 446 → MORNING FOG



MOTIFS

418

- 456 → ARTISTICO 
- 460 → ELEGANT STRIPES
- 464 → AVANGARDE
- 468 → METALIC
- 472 → ORGANZA
- 478 → COLOUR CONNECTION
- 482 → CRYSTAL PALACE
- 486 → CUBAN CUBE



COTTO






462

- 496 → LOFT 
- 506 → SOLAR
- 516 → SIMPLE



SOLID 2.0

494

- 528 → WOOD 2.0 
- 534 → SLATE 2.0 
- 540 → STONE 2.0 
- 546 → ATAKAMA 2.0 
- 552 → BETON 2.0 

 nowość/new

SPIS TREŚCI
TABLE OF CONTENTS

KOLEKCJE WG FORMATÓW

SIZE TILES

44,6x89,5/44,4x89

- 16 → DAINO
- 234 → DRY RIVER
- 244 → EQUINOX
- 24 → URBAN MIX
- 34 → YAKARA

14,7x89,5/14,7x89

- 178 → LEGNO MODERNO
- 184 → LEGNO RUSTICO
- 190 → SOFTWOOD

59,8x59,8

- 262 → DAMASCO
- 276 → FARGO

59,4x59,4

- 48 → DONAR
- 156 → KALLISTO
- 70 → MOONDUST
- 82 → SLATE
- 534 → SLATE 2.0

14x59,3

- ↑ 224 → PERFECT FORM

59,3x59,3

- 546 → ATAKAMA 2.0
- 252 → BETON
- 552 → BETON 2.0
- 42 → CARRARA
- 268 → EARLY PASTELS
- 196 → FLOORWOOD
- 62 → LAZZARO
- 67 → LAZIO
- 256 → MAGIC STONE
- 54 → NERTHUS
- 76 → SAHARA
- 88 → STONE
- 540 → STONE 2.0
- 528 → WOOD 2.0

25x75

- 342 → ARTISTIC WAY
- 456 → ARTISTICO
- 348 → DELICATE LINES
- 460 → ELEGANT STRIPES
- 94 → GEOMETRIC GAME
- 100 → GEOMETRICA
- 104 → MAGIC LOOK
- 108 → MIRROR
- 354 → PARISEN
- 364 → PRET-À-PORTER
- 112 → RAVINA
- 116 → SIMPLE STONE
- 360 → SPIN

- 126 → STONE FLOWERS
- 122 → STONE ISLAND
- 370 → STRUCTURE
PATTERN
- 374 → VIVID COLOURS
- 380 → WHITE MAGIC

29,7x60

- 392 → ART MOSAIC
- 464 → AVANGARDE
- 396 → BASIC PALETTE
- 310 → FLUORESCENT
FLOWER
- 406 → ORIGAMI DUNE
- 414 → SINDI
- 418 → SKY TOWER

29,7x59,8

- 204 → ALLWOOD
- 386 → AMARANTE
- 282 → ARANTA
- 286 → CITY CALL
- 302 → DREAMING
- 210 → ELISSA
- 306 → FUNDA
- 132 → KAROO
- 468 → METALIC
- 214 → NATURALE
- 220 → NODO
- 318 → PIETRA

SPIS TREŚCI

TABLE OF CONTENTS

29x59,3

- 290 → COLORADO NIGHTS
- 298 → CREAMY TOUCH
- 402 → FRENCH TOUCH
- 138 → LIGHT MARBLE
- 144 → SALONIKA

20x20

- 440 → INWENCJA
- 446 → MORNING FOG
- 478 → COLOUR
CONNECTION
- 482 → CRYSTAL PALACE
- 486 → CUBAN CUBE

30x30

- 496 → LOFT
- 516 → SIMPLE
- 506 → SOLAR

10x10

- 152 → SAGRA

29,7x29,7

- 164 → HYPERION
- 168 → MILTON

20x50

- 422 → BLACK & WHITE
- 428 → FUSION
- 434 → PENNE
- 472 → ORGANZA

25x40

- 148 → AMARO

INDEKS KOLEKCJI

INDEX

A

204 → ALLWOOD
 386 → AMARANTE
 148 → AMARO
 282 → ARANTA
 392 → ART MOSAIC
 342 → ARTISTIC WAY
 456 → ARTISTICO
 546 → ATAKAMA 2.0
 464 → AVANGARDE

B

396 → BASIC PALETTE
 252 → BETON
 552 → BETON 2.0
 422 → BLACK & WHITE

C

42 → CARRARA
 286 → CITY CAL
 290 → COLORADO NIGHTS
 478 → COLOUR
 CONNECTION
 298 → CREAMY TOUCH
 482 → CRYSTAL PALACE
 486 → CUBAN CUBE

D

16 → DAINO
 262 → DAMASCO
 348 → DELICATE LINES
 48 → DONAR
 302 → DREAMING
 234 → DRY RIVER

E

268 → EARLY PASTELS
 460 → ELEGANT STRIPES
 210 → ELISSA
 244 → EQUINOX

F

276 → FARGO
 196 → FLOORWOOD
 310 → FLUORESCENT
 FLOWER
 402 → FRENCH TOUCH
 306 → FUNDA
 428 → FUSION

G

94 → GEOMETRIC GAME
 100 → GEOMETRICA

H

† 164 → HYPERION

I

† 440 → INWENCJA

K

156 → KALLISTO
 132 → KAROO

L

67 → LAZIO
 62 → LAZZARO
 178 → LEGNO
 MODERNO
 184 → LEGNO
 RUSTICO
 138 → LIGHT MARBLE
 496 → LOFT

M

104 → MAGIC LOOK
 256 → MAGIC STONE
 468 → METALIC
 168 → MILTON
 108 → MIRROR
 70 → MOONDUST
 446 → MORNING FOG

N

- 214 → NATURALE
- 54 → NERTHUS
- 220 → NODO

O

- 472 → ORGANZA
- 406 → ORIGAMI DUNE

P

- 354 → PARISEN
- 434 → PENNE
- 224 → PERFECT FORM
- 318 → PIETRA
- 364 → PRET-À-PORTER

R

- ↑ 112 → RAVINA

S

- 152 → SAGRA
- 76 → SAHARA
- 144 → SALONIKA
- 516 → SIMPLE
- 116 → SIMPLE STONE
- 414 → SINDI
- 418 → SKY TOWER
- 82 → SLATE
- 534 → SLATE 2.0
- 190 → SOFTWOOD
- 506 → SOLAR
- 360 → SPIN
- 88 → STONE
- 540 → STONE 2.0
- 126 → STONE FLOWERS
- 122 → STONE ISLAND
- 370 → STRUCTURE PATTERN

U

- 330 → UNIVERSAL GLASS DECORATIONS
- 24 → URBAN MIX

V

- ↑ 374 → VIVID COLOURS

W

- 380 → WHITE MAGIC
- 528 → WOOD 2.0

Y

- ↑ 34 → YAKARA



STONE

Segment STONE



Daino 16-23	Sahara 76-81	Stone Flowers 126-131
Urban Mix 24-33	Slate 82-87	Karoo 132-137
Yakara 34-41	Stone 88-93	Light Marble 138-143
Carrara 42-47	Geometric Game 94-99	Salonika 144-147
Donar 48-53	Geometrica 100-103	Amaro 148-151
Nerthus 54-61	Magic Look 104-107	Sagra 152-155
Lazzaro 62-65	Mirror 108-111	Kallisto 156-163
Lazio 67-63	Ravina 112-115	Hyperion 164-167
Moondust 70-75	Simple Stone 116-121	Milton 168-171
	Stone Island 122-125	



Możliwość wykorzystania kamienia w architekturze wewnątrz w zasadzie ogranicza jedynie nasza wyobraźnia. Już starożytni wydobywali i transportowali na ogromnych odległościach szlachetne odmiany marmuru, by oddać je w ręce najwybitniejszych artystów. Przez stulecia wykorzystywany w architekturze, rzeźbie czy sztuce użytkowej jest nieodzownym elementem naszego życia. Kolekcje płytek ceramicznych inspirowanych rysunkiem kamienia można odnaleźć w segmencie Stone. Dzięki nim wnętrza nabierają splendoru, niewymuszonego piękna. Zachwycają prostotą i dostojnością.

Various possibilities of using stone in interior design are basically limited only by our imagination. Since the ancient times various noble sorts and varieties of marble were extracted and transported over vast distances to be finally delivered into the hands of the most outstanding artists. Used in architecture, sculpture and applied art for centuries, stone has always been a vital and essential part of our life. Collections of ceramic tiles inspired by a pattern of stone may be found in the STONE segment. They add splendour and natural beauty to every interior, seduce with simplicity and dignity.











Daino

45x90



DAINO cream



DAINO beige





DAINO cream



DAINO cream



DAINO CREAM
44,6×89,5 | **MT001-001-1**



DAINO CREAM LAPPATO
44,6×89,5 | **MT001-003-1**



DAINO CREAM MOSAIC
22,2×44,6 | **MD001-017**



DAINO CREAM BORDER CLASSIC
7,2×44,6 | **MD001-014**



DAINO beige



size in cm	pcs / box	m ² / box	kg / box	kg / m ²	m ² / pallet	size in cm	pcs / box
44,6×89,5×1,1	3	1,20	29,76	24,80	21,60	7,2×44,6×1,1	10
-	-	-	-	-	-	22,2×44,6×1,1 mosaic	8



DAINO beige



DAINO BEIGE
44,6×89,5 | **MT001-005-1**



DAINO BEIGE LAPPATO
44,6×89,5 | **MT001-006-1**




DAINO BEIGE MOSAIC
22,2×44,6 | **MD001-018**



Urban Mix

45x90



URBAN MIX graphite



URBAN MIX graphite





URBAN MIX cream



R10



URBAN MIX CREAM
44,4×89 | **OP639-009-1**




R10



URBAN MIX CREAM
22,1×89 | **OP639-051-1**



R10



URBAN MIX CREAM
29,55×59,4 | **OP639-039-1**



R10




URBAN MIX CREAM
59,4×59,4 | **OP639-011-1**




R10



URBAN MIX CREAM STEPTREAD
29,55×59,4 | **OD639-026**



URBAN MIX CREAM SKIRTING
7,2×59,4 | **OD639-025**



URBAN MIX CREAM MOSAIC
29,55×29,55 | **OD639-024**



R10



URBAN MIX CREAM
44,4×44,4 | **OP639-056-1**




URBAN MIX graphite



URBAN MIX GRAPHITE
44,4×89 | **OP639-005-1**



URBAN MIX GRAPHITE
22,1×89 | **OP639-055-1**



URBAN MIX GRAPHITE
29,55×59,4 | **OP639-041-1**




URBAN MIX GRAPHITE
59,4×59,4 | **OP639-007-1**



URBAN MIX GRAPHITE STEPTREAD
29,55×59,4 | **OD639-029**



URBAN MIX GRAPHITE SKIRTING
7,2×59,4 | **OD639-028**



URBAN MIX GRAPHITE MOSAIC
29,55×29,55 | **OD639-027**




URBAN MIX GRAPHITE
44,4×44,4 | **OP639-060-1**

URBAN MIX grey




❄️
R10

URBAN MIX GREY
44,4×89 | **OP639-013-1**



❄️
R10

URBAN MIX GREY
22,1×89 | **OP639-054-1**



❄️
R10

URBAN MIX GREY
29,55×59,4 | **OP639-043-1**



❄️
R10

URBAN MIX GREY
59,4×59,4 | **OP639-015-1**




❄️
R10

URBAN MIX GREY STEPTREAD
29,55×59,4 | **OD639-032**



❄️

URBAN MIX GREY SKIRTING
7,2×59,4 | **OD639-031**



❄️

URBAN MIX GREY MOSAIC
29,55×29,55 | **OD639-030**



❄️
R10

URBAN MIX GREY
44,4×44,4 | **OP639-059-1**



URBAN MIX light grey



size in cm	pcs / box	m ² / box	kg / box	kg / m ²	m ² / pallet	size in cm	pcs / box
44,4 × 89 × 1,1	3	1,18	29,03	24,60	21,24	7,2 × 59,4 × 1	14
22,1 × 89 × 1,1	5	0,97	23,86	24,60	23,28	29,55 × 59,4 × 1 step	8
29,55 × 59,4 × 1	8	1,40	32,76	23,40	44,80	29,55 × 29,55 × 1 mosaic	12
59,4 × 59,4 × 1	5	1,76	41,64	23,66	35,20	-	-
44,4 × 44,4 × 1	6	1,19	29,99	25,20	23,80	-	-



rectified
tiles



matt
tiles




tonal
tiles

URBAN MIX light grey




❄️
R10

URBAN MIX LIGHT GREY
44,4×89 | **OP639-017-1**



❄️
R10

URBAN MIX LIGHT GREY
22,1×89 | **OP639-053-1**



❄️
R10

URBAN MIX LIGHT GREY
29,55×59,4 | **OP639-045-1**




❄️
R10

URBAN MIX LIGHT GREY
59,4×59,4 | **OP639-019-1**




❄️
R10

URBAN MIX LIGHT GREY STEPTREAD
29,55×59,4 | **OD639-035**



❄️

URBAN MIX LIGHT GREY SKIRTING
7,2×59,4 | **OD639-034**



❄️

URBAN MIX LIGHT GREY MOSAIC
29,55×29,55 | **OD639-033**



❄️
R10

URBAN MIX LIGHT GREY
44,4×44,4 | **OP639-058-1**



Yakara

45x90



YAKARA white





YAKARA graphite



YAKARA grey



YAKARA white

- ❄️
- R10
- 5



YAKARA WHITE
44,6×89,5 | **MT002-007-1**

- ❄️
- R9
- 4



YAKARA WHITE LAPPATO
44,6×89,5 | **MT002-004-1**


- ❄️
- 4



YAKARA WHITE MOSAIC
22,2×44,6 | **MD002-014**

YAKARA grey

- ❄️
- R10
- 3



YAKARA GREY
44,6×89,5 | **MT002-008-1**

- ❄️
- R9
- 3



YAKARA GREY LAPPATO
44,6×89,5 | **MT002-005-1**

- ❄️
- 3



YAKARA GREY MOSAIC
22,2×44,6 | **MD002-015**



YAKARA white/graphite




size in cm	pcs / box	m ² / box	kg / box	kg / m ²	m ² / pallet	size in cm	pcs / box
44,6×89,5×1,1	3	1,20	29,76	24,80	21,60	2,3×89,5×1,1	5
-	-	-	-	-	-	22,2×44,6×1,1 mosaic	8



YAKARA graphite



YAKARA GRAPHITE
44,6×89,5 | **MT002-009-1**



YAKARA GRAPHITE LAPPATO
44,6×89,5 | **MT002-006-1**



YAKARA RED BORDER GLASS
2,3×89,5 | **MD002-020**



YAKARA GRAPHITE MOSAIC
22,2×44,6 | **MD002-016**



Carrara

60x60

CARRARA white





CARRARA white





CARRARA inserto classic



size in cm	pcs / box	m ² / box	kg / box	kg / m ²	m ² / pallet	size in cm	pcs / box
29 × 59,3 × 0,9	7	1,20	20,11	16,75	38,40	3 × 59,3 × 1	12
59,3 × 59,3 × 1	5	1,76	41,01	23,30	35,20	29 × 59,3 × 0,9 inserto classic/stripe	4
-	-	-	-	-	-	29 × 29,5 × 0,9 mosaic	11
-	-	-	-	-	-	2 × 59,3 × 1	21



rectified
tiles



glossy
tiles



tonal
tiles

CARRARA




CARRARA WHITE
29 × 59,3 | **OP001-003-1**




CARRARA WHITE INSERTO STRIPES
29 × 59,3 | **OD001-005**



CARRARA WHITE INSERTO CLASSIC
29 × 59,3 | **OD001-004**



CARRARA WHITE MOSAIC
29 × 29,5 | **OD001-009**



CARRARA WHITE
59,3 × 59,3 | **OP001-001-1**



CARRARA WHITE POLISHED
59,3 × 59,3 | **OP001-002-1**



GLASS RED BORDER NEW
2 × 59,3 | **OD660-047**



CARRARA BLACK BORDER GLASS
3 × 59,3 | **OD001-007**





Donar

60x60

NEW



G300 cream



G300 beige





DONAR beige lappato



- ❄️
- R9
- 4

G300 BEIGE LAPPATO
59,3 × 59,3 | **NT012-004-1**



- ❄️
- R9
- 4

G300 BEIGE LAPPATO
29×59,3 | **NT012-003-1**

DONAR cream lappato



- ❄️
- R9
- 4

G300 CREAM LAPPATO
59,3×59,3 | **NT012-009-1**



- ❄️
- R9
- 4

G300 CREAM LAPPATO
29×59,3 | **NT012-008-1**



G300 beige



size in cm	pcs / box	m ² / box	kg / box	kg / m ²	m ² / pallet	size in cm	pcs / box
29 × 59,3 × 1,00	7	1,20	28,00	23,33	38,4	-	-
59,3 × 59,3 × 1,00	5	1,79	41,71	23,30	35,2	-	-



DONAR beige

DONAR cream



G300 BEIGE
59,3 × 59,3 | **NT012-002-1**



G300 BEIGE STRUCTURE
59,3 × 59,3 | **NT012-005-1**



G300 BEIGE
29 × 59,3 | **NT012-001-1**



G300 CREAM
59,3 × 59,3 | **NT012-007-1**



G300 CREAM STRUCTURE
59,3 × 59,3 | **NT012-010-1**



G300 CREAM
29 × 59,3 | **NT012-006-1**



G302 grey



NERTHUS

60x60

NEW





STONE

Nerthus 57

NEW

G302 grey





G302 white |





NERTHUS white


NERTHUS grey




G302 WHITE
59,3 × 59,3 | **NT014-010-1**



G302 WHITE LAPPATO
59,3 × 59,3 | **NT014-012-1**




G302 WHITE
29 × 59,3 | **NT014-009-1**



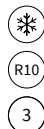
G302 WHITE LAPPATO
29 × 59,3 | **NT014-011-1**



G302 GREY
59,3 × 59,3 | **NT014-006-1**



G302 GREY LAPPATO
59,3 × 59,3 | **NT014-008-1**



G302 GREY
29 × 59,3 | **NT014-005-1**



G302 GREY LAPPATO
29 × 59,3 | **NT014-007-1**



G302 white



size in cm	pcs / box	m ² / box	kg / box	kg / m ²	m ² / pallet	size in cm	pcs / box
59,3x59,3x1	5	1,76	41,01	23,30	35,20	-	-
29 × 59,3 × 1	7	1,20	28,00	23,33	38,40	-	-



rectified
tiles



structured
tiles




matt
tiles



tonal
tiles



NERTHUS graphite



- 
- 
- 

G302 GRAPHITE
59,3 × 59,3 | **NT014-002-1**



- 
- 
- 

G302 GRAPHITE
29 × 59,3 | **NT014-001-1**



- 
- 
- 

G302 GRAPHITE LAPPATO
59,3 × 59,3 | **NT014-004-1**



- 
- 
- 

G302 GRAPHITE LAPPATO
29 × 59,3 | **NT014-003-1**



Lazzaro

60x60



LAZZARO black lappato



LAZZARO black lappato



size in cm	pcs / box	m ² / box	kg / box	kg / m ²	m ² / pallet	size in cm	pcs / box
59,3 × 59,3 × 1	5	1,76	41,01	23,30	35,20	6,7 × 59,3 × 1	10



LAZZARO



4

LAZZARO WHITE LAPPATO
59,3×59,3 | **OP343-001-1**



3

LAZZARO BLACK LAPPATO
59,3×59,3 | **OP343-002-1**



3

LAZZARO MULTICOLOUR BORDER
6,7×59,3 | **OD343-004**



Lazio

60x60





LAZIO beige



size in cm	pcs / box	m ² / box	kg / box	kg / m ²	m ² / pallet	size in cm	pcs / box
59,3 × 59,3 × 1	5	1,76	41,01	23,30	35,20	-	-



LAZIO white

LAZIO beige



LAZIO WHITE
59,3×59,3 | **OP004-003-1**



LAZIO BEIGE
59,3×59,3 | **OP004-001-1**



LAZIO WHITE POLISHED
59,3×59,3 | **OP004-004-1**



LAZIO BEIGE POLISHED
59,3×59,3 | **OP004-002-1**



Moondust

60x60



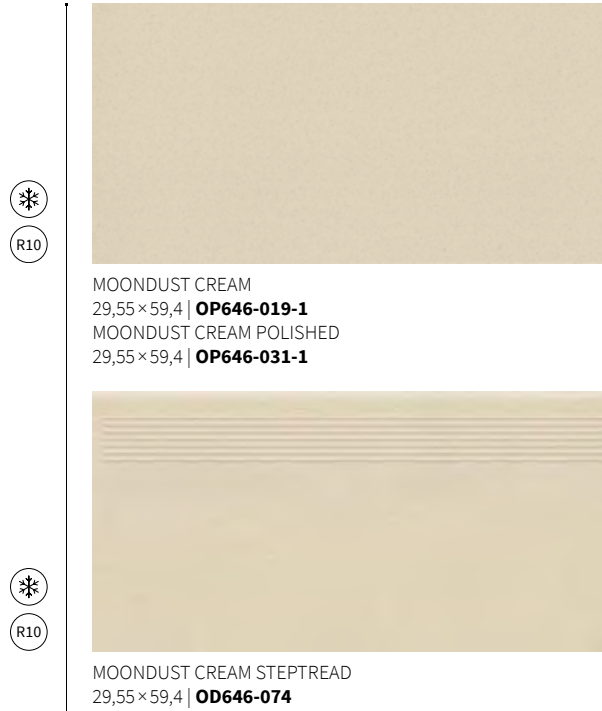

MOONDUST cream



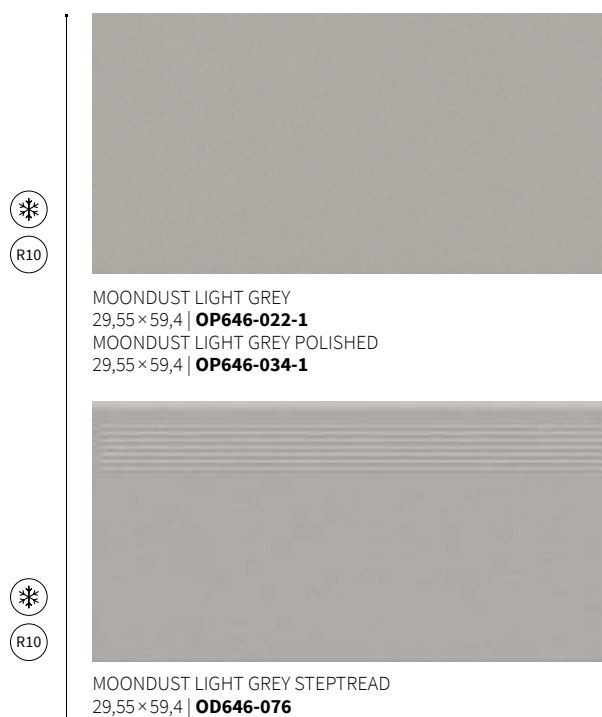
MOONDUST cream



MOONDUST cream



MOONDUST light grey





MOONDUST cream/black



size in cm	pcs / box	m ² / box	kg / box	kg / m ²	m ² / pallet	size in cm	pcs / box
59,4 × 59,4 × 1	5	1,76	39,48	22,43	35,20	7,2 × 59,4 × 1	14
59,4 × 59,4 × 0,9 polished	5	1,76	36,07	20,49	35,20	29,55 × 59,4 × 1 steptread	8
29,55 × 59,4 × 1	8	1,40	31,33	22,38	44,80	-	-
29,55 × 59,4 × 0,9 polished	8	1,40	28,70	20,50	44,80	-	-



rectified
tiles



glossy
tiles

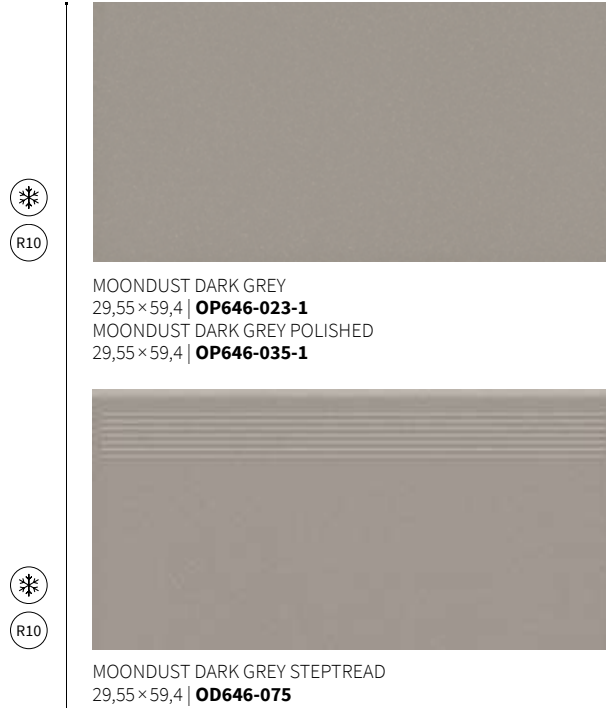
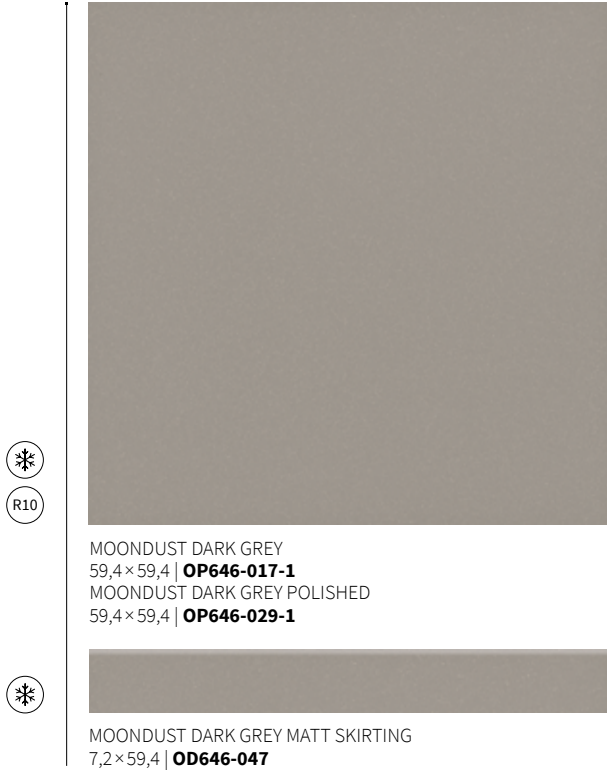


matt
tiles

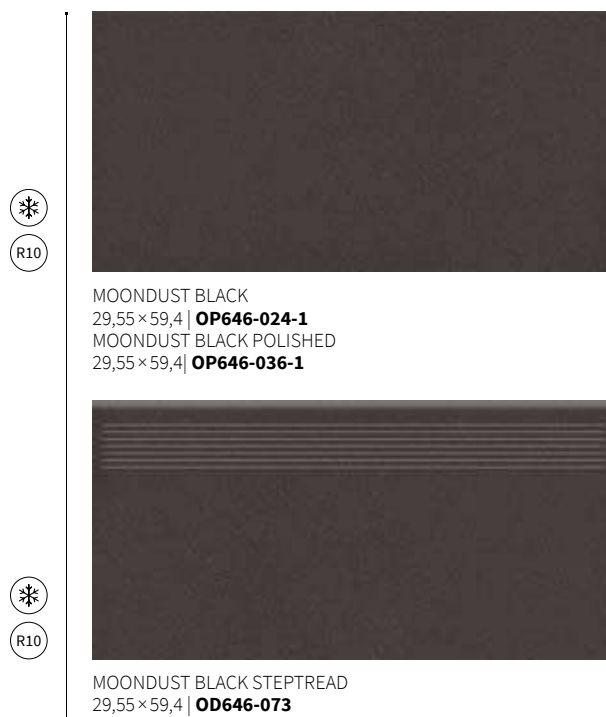
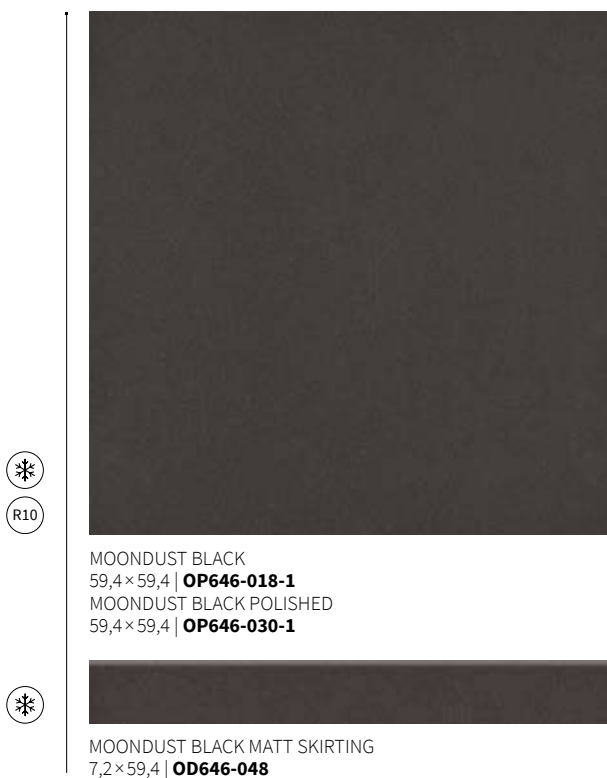


tonal
tiles

MOONDUST dark grey



MOONDUST black





Sahara

60x60



SAHARA beige



SAHARA beige





SAHARA beige



size in cm	pcs / box	m ² / box	kg / box	kg / m ²	m ² / pallet	size in cm	pcs / box
59,3 × 59,3 × 1	5	1,76	41,01	23,30	35,20	8,7 × 59,3	11
29 × 59,3 × 1	7	1,20	28,00	23,33	38,40	2,7 × 59,3	14
-	-	-	-	-	-	2 × 59,3 × 1 glass	21
-	-	-	-	-	-	11,7 × 29,5 × 1 mosaic	9



rectified
tiles



glossy
tiles



tonal
tiles

SAHARA beige



SAHARA BEIGE LAPPATO
59,3×59,3 | **OP358-001-1**



R10

4



SAHARA BEIGE LAPPATO
29×59,3 | **OP358-002-1**



R10

4



SAHARA BEIGE BORDER MOSAIC
11,7×29,5 | **OD358-004**



SAHARA BEIGE BORDER
8,7×59,3 | **OD358-005**



SAHARA BROWN BORDER GLASS
2,7×59,3 | **OD358-003**



GLASS BEIGE BORDER NEW
2×59,3 | **OD660-042**



GLASS ORANGE BORDER NEW
2×59,3 | **OD660-032**



Slate

60x60

NEW



SLATE graphite




| SLATE graphite






SLATE beige


SLATE grey




SLATE BEIGE
59,4×59,4 | **NT007-008-1**



SLATE GREY
59,4×59,4 | **NT007-010-1**



SLATE BEIGE
29,55×59,4 | **NT007-009-1**



SLATE GREY
29,55×59,4 | **NT007-001-1**



SLATE BEIGE MOSAIC
29,55×29,55 | **ND007-002**



SLATE GREY MOSAIC
29,55×29,55 | **ND007-003**



SLATE BEIGE BORDER MOSAIC
22,2×44,6 | **ND007-005**



SLATE GREY BORDER MOSAIC
22,2×44,6 | **ND007-006**



SLATE graphite



size in cm	pcs / box	m ² / box	kg / box	kg / m ²	m ² / pallet	size in cm	pcs / box
59,4 × 59,4 × 1	5	1,76	41,64	23,66	35,20	29,55 × 29,55 × 1 mosaic	12
29,5 × 59,4 × 1	8	1,40	32,76	23,40	44,80	22,2 × 44,6 × 1 border mosaic	8



rectified tiles



structured tiles



matt tiles




tonal tiles

SLATE graphite



R9

SLATE GRAPHITE
59,4×59,4 | **NT007-011-1**




R9

SLATE GRAPHITE
29,55×59,4 | **NT007-012-1**



SLATE GRAPHITE MOSAIC
29,55×29,55 | **ND007-004**



SLATE GRAPHITE BORDER MOSAIC
22,2×44,6 | **ND007-007**

Płytki tej kolekcji dostępne są również w segmencie **SOLID 2.0** o grubości **2 cm**.

The tiles of this collection available also in **SOLID 2.0** segment, **2 cm** thickness.



Stone

60x60

NEW



STONE light greya



STONE beige





STONE beige



-
-
-

STONE BEIGE
59,3×59,3 | **NT025-011-1**



-
-
-

STONE BEIGE
29×59,3 | **NT025-014-1**

STONE brown



-
-
-

STONE BROWN
59,3×59,3 | **NT025-010-1**



-
-
-

STONE BROWN
29×59,3 | **NT025-013-1**



STONE light grey



size in cm	pcs / box	m ² / box	kg / box	kg / m ²	m ² / pallet	size in cm	pcs / box
59,3 × 59,3 × 1	5	1,76	41,01	23,30	35,20	-	-
29 × 59,3 × 1	7	1,2	24,04	20,03	38,40	-	-



STONE light grey



R10

4

STONE LIGHT GREY
59,3×59,3 | **NT025-009-1**




R10

4

STONE LIGHT GREY
29×59,3 | **NT025-015-1**


STONE dark grey



R10

4

STONE DARK GREY
59,3×59,3 | **NT025-012-1**



R10

4

STONE DARK GREY
29×59,3 | **NT025-016-1**

Płytki tej kolekcji dostępne są również w segmencie **SOLID 2.0** o grubości 2 cm.

The tiles of this collection available also in **SOLID 2.0** segment, 2 cm thickness.



Geometric Game

25x75



CLOUD grey glossy



↓ CLOUD grey glossy squares structure



GEOMETRIC GAME grey



CLOUD GREY GLOSSY
25×75 | **OP680-002-1**



CLOUD GREY GLOSSY SQUARES STRUCTURE
25×75 | **OP680-003-1**



GEOMETRIC GAME MULTICOLOUR INSERTO GEO
25×75 | **OD697-001**



GLASS TURQUOISE BORDER
3×75 | **OD685-010**



GLASS COBALT BORDER
3×75 | **OD685-012**



GLASS HEATHER BORDER
3×75 | **OD685-011**



CLOUD GREY SATIN
42×42 | **OP697-003-1**



GEOMETRIC GAME multicolour inserto geo



size in cm	pcs / box	m ² / box	kg / box	kg / m ²	m ² / pallet	size in cm	pcs / box
25 × 75 × 1,05	6	1,12	19,83	17,71	35,84	3 × 75 × 1	10
42 × 42 × 0,9	8	1,41	26,12	18,53	33,84	25 × 75 × 1,05 inserto	4



structured
tiles



glossy
tiles




matt
tiles



tonal
tiles

GEOMETRIC GAME beige



CLOUD BEIGE GLOSSY
25×75 | **OP680-004-1**



CLOUD BEIGE GLOSSY SQUARES STRUCTURE
25×75 | **OP680-001-1**



CLOUD BEIGE SATIN
42×42 | **OP697-004-1**



Geometrica

25x75

NEW



CLOUD beige glossy squares structure



GEOMETRICA beige inserto geo



size in cm	pcs / box	m ² / box	kg / box	kg / m ²	m ² / pallet	size in cm	pcs / box
25 × 75 × 1,05	6	1,12	19,83	17,71	35,84	25 × 75 × 1,05 inserto	6
42 × 42 × 0,9	8	1,41	26,12	18,53	33,84	-	-
59,8 × 59,8 × 1,00	5	1,79	42,51	23,75	35,80	-	-



structured
tiles



glossy
tiles



matt
tiles



GEOMETRICA



CLOUD BEIGE GLOSSY
25×75 | **OP680-004-1**



CLOUD BEIGE GLOSSY SQUARES STRUCTURE
25×75 | **OP680-001-1**




GEOMETRICA BEIGE INSERTO GEO
25×75 | **OD439-001**



GLASS BROWN INSERTO NEW
9,9×29,7 | **OD660-103**



GLASS BROWN INSERTO NEW
9,9×9,9 | **OD660-111**




DAMASCO VANILLA
59,8×59,8 | **OP067-028-1**



CLOUD BEIGE SATIN
42×42 | **OP697-004-1**





Magic Look

25x75

NEW





MAGIC LOOK grey inserto geo



size in cm	pcs / box	m ² / box	kg / box	kg / m ²	m ² / pallet	size in cm	pcs / box
25 × 75 × 1,05	6	1,12	19,83	17,71	35,84	25 × 75 × 1,05 inserto	6
42 × 42 × 0,9	8	1,41	26,12	18,53	33,84	-	-
59,4 × 59,4 × 1,00	5	1,76	41,64	23,66	35,20	-	-



rectified
tiles



structured
tiles



glossy
tiles



matt
tiles

MAGIC LOOK



CLOUD GREY GLOSSY
25×75 | **OP680-002-1**



CLOUD GREY GLOSSY SQUARES STRUCTURE
25×75 | **OP680-003-1**



MAGIC LOOK GREY INSERTO GEO
25×75 | **OD447-001**



GLASS COBALT BORDER
3×75 | **OD685-012**



GLASS HEATHER BORDER
3×75 | **OD685-011**



DRY RIVER LIGHT GREY
59,4×59,4 | **OP622-004-1**



R10



CLOUD GREY SATIN
42×42 | **OP697-003-1**



5



Mirror

25x75

NEW



STONE grey



MIRROR grey inserto geo



size in cm	pcs / box	m ² / box	kg / box	kg / m ²	m ² / pallet	size in cm	pcs / box
25 × 75 × 1,05	6	1,12	19,83	17,71	35,84	25 × 75 × 1,05 inserto	4
42 × 42 × 0,9	8	1,41	26,12	18,53	33,84		



MIRROR



STONE GREY
25×75 | **OP683-002-1**



MIRROR GREY INSERTO GEO
25×75 | **OD437-002**



MIRROR GREY INSERTO LINES
25×75 | **OD437-001**



GLASS RED BORDER
3×75 | **ND017-001**



GLASS BLACK BORDER
3×75 | **ND017-002**



STONE GREY
42×42 | **OP683-011-1**





Ravina

25x75

NEW



CLOUD beige glossy



RAVINA beige inserto geo



size in cm	pcs / box	m ² / box	kg / box	kg / m ²	m ² / pallet	size in cm	pcs / box
25 × 75 × 1,05	6	1,12	19,83	17,71	35,84	25 × 75 × 1,05 inserto	6
42 × 42 × 0,9	8	1,41	26,12	18,53	33,84		
59,8 × 59,8 × 1,00	5	1,79	42,51	23,75	35,80		



glossy
tiles



matt
tiles

RAVINA



CLOUD BEIGE GLOSSY
25×75 | **OP680-004-1**




CLOUD BEIGE GLOSSY SQUARES STRUCTURE
25×75 | **OP680-001-1**



RAVINA BEIGE INSERTO GEO
25×75 | **OD438-001**



GLASS HEATHER BORDER
3×75 | **OD685-011**



DAMASCO VANILLA
59,8×59,8 | **OP067-028-1**



CLOUD BEIGE SATIN
42×42 | **OP697-004-1**





Simple Stone

25x75



SIMPLE STONE beige inserto geo B



SIMPLE STONE beige



SIMPLE STONE beige





SIMPLE STONE beige



size in cm	pcs / box	m ² / box	kg / box	kg / m ²	m ² / pallet	size in cm	pcs / box
25 × 75 × 1,05	6	1,12	19,83	17,71	35,84	25 × 75 × 1,05 inserto	4
59,8 × 59,8 × 1	5	1,79	42,51	23,75	35,80	25 × 24,86 × 1,05 mosaic	8
42 × 42 × 0,9	8	1,41	26,12	18,53	33,84	2 × 59,3 × 1	21




SIMPLE STONE



SIMPLE STONE BEIGE
25×75 | **OP434-001-1**




SIMPLE STONE BEIGE INSERTO GEO A
25×75 | **OD434-002**



SIMPLE STONE BEIGE INSERTO GEO B
25×75 | **OD434-003**



SIMPLE STONE BEIGE GLASS MOSAIC
24,86×25 | **OD434-005**



SIMPLE STONE BEIGE MOSAIC
24,86×25 | **OD434-004**



GLASS BROWN BORDER NEW
2×59,3 | **OD660-043**



FARGO WHITE
59,8×59,8 | **OP360-013-1**



DAMASCO MOCCA
59,8×59,8 | **OP067-029-1**



STONE BEIGE
42×42 | **OP683-010-1**





Stone Island

25x75

NEW



STONE ISLAND beige inserto geo



STONE beige



size in cm	pcs / box	m ² / box	kg / box	kg / m ²	m ² / pallet	size in cm	pcs / box
25 × 75 × 1,05	6	1,12	19,83	17,71	35,84	25 × 75 × 1,05 inserto	4
42 × 42 × 0,9	8	1,41	26,12	18,53	33,84	-	-
59,8 × 59,8 × 1,00	5	1,79	42,51	23,75	35,80	-	-







STONE ISLAND



STONE BEIGE
25×75 | **OP683-001-1**



STONE ISLAND BEIGE INSERTO GEO
25×75 | **OD440-001**



GLASS BEIGE INSERTO NEW
9,9×29,7 | **OD660-106**




GLASS BROWN INSERTO NEW
9,9×29,7 | **OD660-103**




GLASS BEIGE INSERTO NEW
9,9×9,9 | **OD660-114**



GLASS BROWN INSERTO NEW
9,9×9,9 | **OD660-111**



DAMASCO VANILLA
59,8×59,8 | **OP067-028-1**



STONE BEIGE
42×42 | **OP683-010-1**



Stone Flowers

25x75



STONE beige



STONE beige



STONE FLOWERS beige



STONE BEIGE
25×75 | **OP683-001-1**



STONE FLOWERS BEIGE INSERTO
25×75 | **OD683-006**



STONE FLOWERS BEIGE BORDER
4×75 | **OD683-009**



STONE BEIGE
42×42 | **OP683-010-1**



5



STONE grey



size in cm	pcs / box	m ² / box	kg / box	kg / m ²	m ² / pallet	size in cm	pcs / box
25 × 75 × 1,05	6	1,12	19,83	17,71	35,84	3 × 75 × 1	10
42x42x0,9	8	1,41	26,12	18,53	33,84	4 × 75 × 1	20
-	-	-	-	-	-	25 × 75 × 1,05 inserto beige	6
-	-	-	-	-	-	25 × 75 × 1,05 inserto geo	4



STONE FLOWERS grey



STONE GREY
25×75 | **OP683-002-1**



STONE FLOWERS GREY INSERTO
25×75 | **OD683-005**



STONE FLOWERS MULTICOLOUR INSERTO GEO
25×75 | **OD683-007**



STONE FLOWERS GREY BORDER
4×75 | **OD683-008**



GLASS COBALT BORDER
3×75 | **OD685-012**



STONE GREY
42×42 | **OP683-011-1**





Karoo

30x60



KAROO cream







KAROO beige |



size in cm	pcs / box	m ² / box	kg / box	kg / m ²	m ² / pallet	size in cm	pcs / box
29,7 × 59,8 × 0,85	9	1,60	30,50	19,06	51,20	29,7 × 29,7 × 0,85 mosaic	14
-	-	-	-	-	-	14,7 × 29,7 × 0,85 mosaic	28



KAROO cream



KAROO CREAM
29,7×59,8 | **OP193-002-1**



KAROO CREAM MOSAIC
29,7×29,7 | **OD193-007**



KAROO CREAM MOSAIC GLASS
14,7×29,7 | **OD193-004**


KAROO grey



KAROO GREY
29,7×59,8 | **OP193-003-1**




KAROO GREY MOSAIC
29,7×29,7 | **OD193-009**



KAROO GREY MOSAIC GLASS
14,7×29,7 | **OD193-006**

KAROO beige



KAROO BEIGE
29,7×59,8 | **OP193-001-1**




KAROO BEIGE MOSAIC
29,7×29,7 | **OD193-008**




KAROO BEIGE MOSAIC GLASS
14,7×29,7 | **OD193-005**

KAROO graphite



KAROO GRAPHITE
29,7×59,8 | **OP193-010-1**



KAROO GRAPHITE MOSAIC
29,7×29,7 | **OD193-012**



KAROO GRAPHITE MOSAIC GLASS
14,7×29,7 | **OD193-011**



Light Marble

30x60



LIGHT MARBLE beige



LIGHT MARBLE grey



LIGHT MARBLE GREY
29 × 59,3 | **OP636-011-1**



LIGHT MARBLE GREY STRUCTURE
29 × 59,3 | **OP636-012-1**



LIGHT MARBLE GREY BORDER STONE
4,8 × 59,3 | **OD636-026**



LIGHT MARBLE GREY BORDER GLASS
2,3 × 59,3 | **OD636-023**




LIGHT MARBLE GREY
59,3 × 59,3 | **OP636-008-1**



R10

5



LIGHT MARBLE GREY MOSAIC BELT
29 × 59,3 | **OD636-022**



LIGHT MARBLE GREY INSERTO CLASSIC
29 × 59,3 | **OD636-028**



LIGHT MARBLE GREY MOSAIC SQUARE
29 × 29 | **OD636-020**



LIGHT MARBLE beige



size in cm	pcs / box	m ² / box	kg / box	kg / m ²	m ² / pallet	size in cm	pcs / box
59,3 × 59,3 × 1	5	1,76	41,01	23,30	35,20	4,8 × 59,3 × 1	24
29 × 59,3 × 1,1	7	1,20	20,11	16,75	38,40	2,3 × 59,3 × 1	21
29 × 59,3 × 1,1 structure	7	1,20	20,11	16,75	38,40	29 × 59,3 × 0,9 mosaic belt	6
-	-	-	-	-	-	29 × 29 × 0,9 mosaic square	12
-	-	-	-	-	-	29 × 59,3 inserto	4



rectified
tiles



structured
tiles



glossy
tiles



tonal
tiles

LIGHT MARBLE beige



LIGHT MARBLE BEIGE
29×59,3 | **OP636-009-1**



LIGHT MARBLE BEIGE STRUCTURE
29×59,3 | **OP636-010-1**



LIGHT MARBLE BEIGE BORDER STONE
4,8×59,3 | **OD636-025**




LIGHT MARBLE BROWN BORDER GLASS
2,3×59,3 | **OD636-024**




LIGHT MARBLE BEIGE
59,3×59,3 | **OP636-007-1**



LIGHT MARBLE BEIGE MOSAIC BELT
29×59,3 | **OD636-021**



LIGHT MARBLE BEIGE INSERTO CLASSIC
29×59,3 | **OD636-027**



LIGHT MARBLE BEIGE MOSAIC SQUARE
29×29 | **OD636-019**



R10

5





Salonika

30x60



SALONIKA beige



SALONIKA cream



size in cm	pcs / box	m ² / box	kg / box	kg / m ²	m ² / pallet	size in cm	pcs / box
29 × 59,3 × 0,9	7	1,20	20,11	16,75	38,40	9,8 × 59,3 × 1,1	10
29 × 59,3 × 0,9 inserto	4	-	-	-	-	9,8 × 29 × 1,1	10
29 × 29 × 0,8	15	1,26	23,81	18,90	55,44	6,1 × 59,3 × 1,1	20
-	-	-	-	-	-	6,1 × 29 × 1,1	20
-	-	-	-	-	-	9,8 × 9,8 × 1,1	20
-	-	-	-	-	-	6,1 × 6,1 × 1,1	20



rectified
tiles



glossy
tiles



tonal
tiles

SALONIKA cream



SALONIKA CREAM
29×59,3 | **OP006-003-1**



SALONIKA CREAM INSERTO
29×59,3 | **OD006-004**



SALONIKA CREAM BORDER CLASSIC
9,8×59,3 | **OD006-007**



SALONIKA CREAM BORDER CLASSIC
6,1×59,3 | **OD006-006**



SALONIKA CREAM BORDER CLASSIC
9,8×29 | **OD006-009**



SALONIKA CREAM BORDER CLASSIC
6,1×29 | **OD006-008**



SALONIKA CREAM CORNER CLASSIC
9,8×9,8 | **OD006-011**



SALONIKA CREAM CORNER CLASSIC
6,1×6,1 | **OD006-010**

SALONIKA beige



SALONIKA BEIGE
29×59,3 | **OP006-002-1**



SALONIKA BEIGE
29×29 | **OP006-001-1**






Amaro

25x40

— AMARO cream



AMARO cream



AMARO beige



size in cm	pcs / box	m ² / box	kg / box	kg / m ²	m ² / pallet	size in cm	pcs / box
25 × 40 × 0,85	12	1,20	17,33	14,45	64,80	6 × 25	10
33,3 × 33,3 × 0,8	12	1,33	22,93	17,24	63,84	3 × 25	20
-	-	-	-	-	-	25 × 40 × 0,85 inserto	6



matt
tiles



tonal
tiles

AMARO cream



AMARO CREAM
25×40 | **OP029-002-1**



AMARO CREAM INSERTO
25×40 | **OD029-004**



AMARO CREAM BORDER
6×25 | **OD029-006**



AMARO CREAM BORDER
3×25 | **OD029-005**

AMARO beige



AMARO BEIGE
25×40 | **OP029-001-1**



AMARO BEIGE
33,3×33,3 | **OP029-003-1**

4



Sagra

10x10

SAGRA beige



— SAGRA beige



SAGRA beige



size in cm	pcs / box	m ² / box	kg / box	kg / m ²	m ² / pallet	size in cm	pcs / box
10 × 10 × 0,7	50	0,50	5,76	11,52	60,00	5 × 10 × 0,65	27
-	-	-	-	-	-	20 × 30 × 0,65 composition	1
-	-	-	-	-	-	10 × 20 × 0,65 composition	2


SAGRA beige



SAGRA BEIGE
10×10 | **WD126-048-1**



SAGRA ORANGE
10×10 | **WD126-003-1**



SAGRA BEIGE COMPOSITION COFFEE 2
10×20 | **WD126-041**



SAGRA BEIGE BORDER COFFEE
5×10 | **WD126-028**



SAGRA BEIGE COMPOSITION COFFEE 1
10×20 | **WD126-040**



SAGRA BEIGE COMPOSITION COFFEE
20×30 | **WD126-024**



Kallisto

60x60

— KALLISTO graphite



KALLISTO graphite




| KALLISTO graphite



KALLISTO cream

KALLISTO graphite



KALLISTO CREAM
59,8×59,8 | **OP075-070-1**
KALLISTO CREAM POLISHED
59,4×59,4 | **OP075-090-1**
KALLISTO CREAM
59,4×59,4 | **OP075-078-1**

KALLISTO GRAPHITE
59,8×59,8 | **OP075-073-1**
KALLISTO GRAPHITE POLISHED
59,4×59,4 | **OP075-093-1**
KALLISTO GRAPHITE
59,4×59,4 | **OP075-081-1**



KALLISTO CREAM
29,7×59,8 | **OP075-074-1**
KALLISTO CREAM POLISHED
29,55×59,4 | **OP075-086-1**
KALLISTO CREAM
29,55×59,4 | **OP075-082-1**

KALLISTO GRAPHITE
29,7×59,8 | **OP075-077-1**
KALLISTO GRAPHITE POLISHED
29,55×59,4 | **OP075-089-1**
KALLISTO GRAPHITE
29,55×59,4 | **OP075-085-1**



KALLISTO CREAM STEPTREAD
29,7×59,8 | **OP075-094-1**

KALLISTO GRAPHITE STEPTREAD
29,7×59,8 | **OP075-097-1**



KALLISTO CREAM SKIRTING
7,2×59,4 | **OD075-098**

KALLISTO GRAPHITE SKIRTING
7,2×59,4 | **OD075-101**



KALLISTO graphite



size in cm	pcs / box	m ² / box	kg / box	kg / m ²	m ² / pallet	size in cm	pcs / box
29,7 × 59,8 × 0,85	9	1,60	32,10	20,06	51,20	7,2 × 59,4 × 0,85	7
59,8 × 59,8 × 1	5	1,79	42,51	23,75	35,80	-	-
29,55 × 59,4 × 0,85	9	1,58	29,78	18,85	50,56	-	-
29,55 × 59,4 × 0,75 polished	9	1,58	29,78	18,85	50,56	-	-
59,4 × 59,4 × 1	5	1,76	41,64	23,66	35,20	-	-
59,4 × 59,4 × 0,9 polished	5	1,76	41,64	23,66	35,20	-	-



glossy
tiles




matt
tiles



tonal
tiles

KALLISTO grey



R10

KALLISTO GREY
59,8×59,8 | **OP075-072-1**
KALLISTO GREY POLISHED
59,4×59,4 | **OP075-092-1**
KALLISTO GREY
59,4×59,4 | **OP075-080-1**



R10

KALLISTO GREY
29,7×59,8 | **OP075-076-1**
KALLISTO GREY POLISHED
29,55×59,4 | **OP075-088-1**
KALLISTO GREY
29,55×59,4 | **OP075-084-1**



R10

KALLISTO GREY STEPTREAD
29,7×59,8 | **OP075-096-1**



KALLISTO GREY SKIRTING
7,2×59,4 | **OD075-100**


KALLISTO



KALLISTO CREAM
29,7×29,7 | **OP075-004-1**



KALLISTO CREAM STEPTREAD
29,7×29,7 | **OP075-006-1**



KALLISTO CREAM SKIRTING
7,2×29,7 | **OD075-026**



KALLISTO BEIGE
29,7×29,7 | **OP075-007-1**




KALLISTO BEIGE STEPTREAD
29,7×29,7 | **OP075-009-1**



KALLISTO BEIGE SKIRTING
7,2×29,7 | **OD075-027**



KALLISTO BROWN
29,7×29,7 | **OP075-054-1**



KALLISTO BROWN STEPTREAD
29,7×29,7 | **OP075-055-1**



KALLISTO BROWN SKIRTING
7,2×29,7 | **OD075-052**




KALLISTO BLACK
29,7×29,7 | **OP075-059-1**




KALLISTO BLACK STEPTREAD
29,7×29,7 | **OP075-060-1**



KALLISTO BLACK SKIRTING
7,2×29,7 | **OD075-057**



KALLISTO GRAPHITE
29,7×29,7 | **OP075-001-1**



KALLISTO GRAPHITE STEPTREAD
29,7×29,7 | **OP075-003-1**



KALLISTO GRAPHITE SKIRTING
7,2×29,7 | **OD075-024**



KALLISTO GREY
29,7×29,7 | **OP075-019-1**



KALLISTO GREY STEPTREAD
29,7×29,7 | **OP075-021-1**



KALLISTO GREY SKIRTING
7,2×29,7 | **OD075-031**


size in cm	pcs / box	m ² / box	kg / box	kg / m ²	m ² / pallet	size in cm	pcs / box
20 × 20 × 1,2	15	0,60	15,96	26,60	36,00	7,2 × 29,7 × 0,8	24
29,7 × 29,7 × 0,8	15	1,32	25,15	19,05	58,08	-	-



KALLISTO



KALLISTO GREEN
29,7×29,7 | **OP075-013-1**



KALLISTO GREEN STEPTREAD
29,7×29,7 | **OP075-015-1**




KALLISTO GREEN SKIRTING
7,2×29,7 | **OD075-029**



KALLISTO CREAM 12MM
20×20 | **OP075-022-1**



KALLISTO CREAM ANTI-SLIP 12MM
20×20 | **OP075-023-1**



KALLISTO BEIGE 12MM
20×20 | **OP075-045-1**



KALLISTO GREY 12MM
20×20 | **OP075-043-1**



KALLISTO LIGHT GREY 12MM
20×20 | **OP075-119-1**



KALLISTO GREY ANTI-SLIP 12MM
20×20 | **OP075-046-1**



KALLISTO GRAPHITE 12MM
20×20 | **OP075-044-1**



KALLISTO BROWN 12MM
20×20 | **OP075-125-1**



Hyperion

30x30





HYPERION graphite



HYPERION cream




R10



HYPERION CREAM
29,7×29,7 | **OP074-005-1**



R11




HYPERION CREAM SKIRTING
29,7×29,7 | **OP074-006-1**



HYPERION CREAM STEPTREAD
7,2×29,7 | **OD074-030**



R10



HYPERION H3 CREAM STEPTREAD
29,7×29,7 | **OP074-008-1**

size in cm	pcs / box	m ² / box	kg / box	kg / m ²	m ² / pallet	size in cm	pcs / box
29,7 × 29,7 × 0,8	15	1,32	25,15	19,05	58,08	7,2 × 29,7 × 0,8	24



structured tiles




matt tiles



tonal tiles

HYPERION beige



HYPERION BEIGE
29,7×29,7 | **OP074-009-1**



HYPERION BEIGE STRUCTURE
29,7×29,7 | **OP074-010-1**




HYPERION BEIGE SKIRTING
7,2×29,7 | **OD074-031**




HYPERION BEIGE STEPTREAD
29,7×29,7 | **OP074-012-1**

HYPERION grey




HYPERION GREY
29,7×29,7 | **OP074-025-1**



HYPERION GREY STRUCTURE
29,7×29,7 | **OP074-026-1**




HYPERION GREY SKIRTING
7,2×29,7 | **OD074-035**




HYPERION GREY STEPTREAD
29,7×29,7 | **OP074-028-1**

HYPERION graphite




HYPERION GRAPHITE
29,7×29,7 | **OP074-001-1**



HYPERION GRAPHITE STRUCTURE
29,7×29,7 | **OP074-002-1**



HYPERION GRAPHITE SKIRTING
7,2×29,7 | **OD074-029**



HYPERION GRAPHITE STEPTREAD
29,7×29,7 | **OP074-004-1**



Milton

30x30



MILTON grey/graphite



MILTON grey



size in cm	pcs / box	m ² / box	kg / box	kg / m ²	m ² / pallet	size in cm	pcs / box
29,7 × 29,7 × 0,8	15	1,32	22,15	16,78	58,08	-	-




matt
tiles



tonal
tiles

MILTON



❄️
R11
5

MILTON BEIGE
29,7×29,7 | **OP069-001-1**



❄️
R11
5

MILTON BEIGE STEPTREAD
29,7×29,7 | **OP069-002-1**



❄️
R11
4

MILTON YELLOW
29,7×29,7 | **OP069-013-1**




❄️
R11
4

MILTON YELLOW STEPTREAD
29,7×29,7 | **OP069-014-1**



❄️
R11
4

MILTON ORANGE
29,7×29,7 | **OP069-009-1**



❄️
R11
4

MILTON ORANGE STEPTREAD
29,7×29,7 | **OP069-010-1**



❄️
R11
4

MILTON BROWN
29,7×29,7 | **OP069-003-1**




❄️
R11
4

MILTON BROWN STEPTREAD
29,7×29,7 | **OP069-004-1**




❄️
R11
5

MILTON GREY
29,7×29,7 | **OP069-011-1**



❄️
R11
5

MILTON GREY STEPTREAD
29,7×29,7 | **OP069-012-1**




❄️
R11
4

MILTON OLIVE
29,7×29,7 | **OP069-007-1**




❄️
R11
4

MILTON OLIVE STEPTREAD
29,7×29,7 | **OP069-008-1**



❄️
R11
4

MILTON GRAPHITE
29,7×29,7 | **OP069-005-1**



❄️
R11
4

MILTON GRAPHITE STEPTREAD
29,7×29,7 | **OP069-006-1**



WOOD

Segment WOOD

Legno Moderno

178-183

Legno Rustico

184-189

Softwood

190-195

Floorwood

196-203

Allwood

204-209

Elissa

210-213

Naturale

214-219

Nodo

220-223

Perfect Form

224-227

WOOD Segment



Drewno jest synonimem ciepła, bliskości natury i harmonii. Jest też materiałem bardzo zróżnicowanym. Zupełnie inny klimat otoczenia tworzą gatunki drewna europejskiego, inne egzotycznego. Poddane uszlachetniającym zabiegom, zmienia swój wygląd i strukturę. Drewno bejcowane staje się łagodniejsze, jego kolor i słoje przełamane, lub przeciwnie - intensywniejsze. Dzięki cyfrowej technice druku charakterystyczne dla drewna usłojenia, spęknięcia i wybarwienia zostały przeniesione na płytkę z niezwykłym kunsztem. Prezentowane w segmencie Wood płytki ceramiczne sprawiają, że wnętrze nabierze szlachetnego wyglądu.

Wood is associated with warmth, closeness to nature and harmony. It is also a very diverse material. Depending on the species of wood, using European or exotic ones, various atmosphere and aura may be created. Subjected to ennobling processes, wood changes its appearance and structure. Stained wood becomes softer, its colour and grains refracted, or else the opposite – more intense. With digital printing technology all grains, cracks and colouring specific to wood have been transferred to the tiles with a remarkable skill and craft. The tiles presented in the WOOD segment will make every interior look nobly and neatly.







— SOFTWOOD cream





Legno Moderno

15x90





WOOD

Legno Moderno 181

LEGNO MODERNO white





LEGNO MODERNO gold



size in cm	pcs / box	m ² / box	kg / box	kg / m ²	m ² / pallet	size in cm	pcs / box
14,7 × 89,5 × 1,1	8	1,05	27,20	25,90	16,80	-	-




LEGNO MODERNO



R9

5




LEGNO MODERNO WHITE
14,7×89,5 | **MT007-001-1**



R9

3




LEGNO MODERNO PLATINUM
14,7×89,5 | **MT007-004-1**



R9

3



LEGNO MODERNO GOLD
14,7×89,5 | **MT007-003-1**



R9

3



LEGNO MODERNO WENGE
14,7×89,5 | **MT007-002-1**



WOOD

85

Legno Rustico

15x90





LEGNO RUSTICO brown





LEGNO RUSTICO brown



size in cm	pcs / box	m ² / box	kg / box	kg / m ²	m ² / pallet	size in cm	pcs / box
14,7 × 89,5 × 1,1	8	1,05	27,20	25,90	16,80	-	-



LEGNO RUSTICO



R10

5



LEGNO RUSTICO CREAM
14,7×89,5 | **MT004-001-1**



R10

4



LEGNO RUSTICO BEIGE
14,7×89,5 | **MT004-002-1**



R10

4



LEGNO RUSTICO BROWN
14,7×89,5 | **MT004-003-1**



R10

5



LEGNO RUSTICO GREY
14,7×89,5 | **MT004-004-1**



Softwood

15x90

NEW









SFTWOOD cream



size in cm	pcs / box	m ² / box	kg / box	kg / m ²	m ² / pallet	size in cm	pcs / box
22,1 × 89 × 1,1	5	0,97	23,86	24,60	23,28	-	-
14,7 × 89 × 1,1	8	1,05	27,20	25,90	16,8	-	-



SOFTWOOD creamSOFTWOOD CREAM
14,7×89 | **OP706-003-1**SOFTWOOD CREAM
22,1×89 | **OP706-008-1****SOFTWOOD beige**SOFTWOOD BEIGE
14,7×89 | **OP706-004-1**SOFTWOOD BEIGE
22,1×89 | **OP706-007-1**



Floorwood

60x60

NEW









FLOORWOOD white



R10

5

FLOORWOOD WHITE LAPPATO
59,3 × 59,3 | **OP707-023-1**



R10

5

FLOORWOOD WHITE LAPPATO
29 × 59,3 | **OP707-027-1**



FLOORWOOD WHITE-BEIGE MIX MOSAIC
29 × 29,5 | **OD707-035**



GLASS YELLOW BORDER NEW
2 × 59,3 | **OD660-033**



GLASS BEIGE BORDER NEW
2 × 59,3 | **OD660-042**

FLOORWOOD grey



R10

4


FLOORWOOD GREY LAPPATO
59,3 × 59,3 | **OP707-026-1**



R10

4

FLOORWOOD GREY LAPPATO
29 × 59,3 | **OP707-029-1**



FLOORWOOD GREY-GRAPHITE MIX MOSAIC
29 × 29,5 | **OD707-036**



FLOORWOOD graphite



size in cm	pcs / box	m ² / box	kg / box	kg / m ²	m ² / pallet	size in cm	pcs / box
59,3 × 59,3 × 1	5	1,76	41,01	23,30	35,20	29 × 29,5 × 1 mosaic	11
29 × 59,3 × 1	7	1,20	28,00	23,33	38,40	2 × 59,3 × 1	21



FLOORWOOD beige



R10

4

FLOORWOOD BEIGE LAPPATO
59,3 × 59,3 | **OP707-025-1**



R10

4

FLOORWOOD BEIGE LAPPATO
29 × 59,3 | **OP707-028-1**



GLASS SILVER BORDER NEW
2 × 59,3 | **OD660-044**



GLASS HEATHER BORDER NEW
2 × 59,3 | **OD660-046**

FLOORWOOD graphite



R10

3

FLOORWOOD GRAPHITE LAPPATO
59,3 × 59,3 | **OP707-024-1**



R10


3

FLOORWOOD GRAPHITE LAPPATO
29 × 59,3 | **OP707-030-1**



Allwood

30x60



ALLWOOD teak



ALLWOOD teak





ALLWOOD pine



size in cm	pcs / box	m ² / box	kg / box	kg / m ²	m ² / pallet	size in cm	pcs / box
14,8 × 59,8 × 0,85	10	0,88	16,19	18,39	31,68	4,8 × 60 × 1	7
29,7 × 59,8 × 0,85	9	1,60	30,50	19,06	51,20	-	-



matt
tiles



tonal
tiles

ALLWOOD pine



ALLWOOD PINE
29,7×59,8 | **OP361-005-1**



ALLWOOD PINE
14,8×59,8 | **OP361-001-1**

ALLWOOD teak



ALLWOOD TEAK
29,7×59,8 | **OP361-007-1**



ALLWOOD TEAK
14,8×59,8 | **OP361-003-1**

ALLWOOD oak



ALLWOOD OAK
29,7×59,8 | **OP361-006-1**



ALLWOOD OAK
14,8×59,8 | **OP361-002-1**




GLASS WHITE BORDER NEW
4,8×60 | **OD660-009**



GLASS BEIGE BORDER NEW
4,8×60 | **OD660-011**

ALLWOOD nut



ALLWOOD NUT
29,7×59,8 | **OP361-008-1**



ALLWOOD NUT
14,8×59,8 | **OP361-004-1**



GLASS BROWN BORDER NEW
4,8×60 | **OD660-012**



Elissa

30x60

NEW



ELISSA beige




PERFECT FORM beige




size in cm	pcs / box	m ² / box	kg / box	kg / m ²	m ² / pallet	size in cm	pcs / box
14,4 × 59,3 × 0,85	10	0,85	19,61	23,07	35,7	2 × 59,3 × 1,0	21
29 × 59,3 × 0,9	7	1,2	20,11	16,75	38,4	-	-
14,4 × 59,3 × 0,85	10	0,85	19,61	23,07	35,7	-	-



ELISSA beige



ELISSA BEIGE GLOSSY
29×59,3 | **MT009-006-1**



ELISSA BEIGE MATT
29×59,3 | **MT009-005-1**



ELISSA BEIGE INSERTO TREE
29×59,3 | **MD009-009**

PERFECT FORM



PERFECT FORM CREAM
14,4×59,3 | **OP451-001-1**



PERFECT FORM BEIGE
14,4×59,3 | **OP451-002-1**



PERFECT FORM BROWN
14,4×59,3 | **OP451-003-1**



GLASS BEIGE BORDER NEW
2×59,3 | **OD660-042**



GLASS DARK BEIGE BORDER NEW
2×59,3 | **OD660-039**



Naturale

30x60





NATURALE cream



R9

4

NATURALE CREAM
29,7×59,8 | **OP012-009-1**

R9

4

NATURALE CREAM
14,8×59,8 | **OP012-007-1**

NATURALE beige



R9

4

NATURALE BEIGE
29,7×59,8 | **OP012-003-1**

R9

4

NATURALE BEIGE
14,8×59,8 | **OP012-001-1**

NATURALE brown



R9

3

NATURALE BROWN
29,7×59,8 | **OP012-006-1**

R9

3

NATURALE BROWN
14,8×59,8 | **OP012-004-1**

3

NATURALE BROWN MOSAIC
29,7×29,7 | **OD012-022**

NATURALE orange



R9

4

NATURALE ORANGE
29,7×59,8 | **OP012-012-1**

R9

4

NATURALE ORANGE
14,8×59,8 | **OP012-010-1**

4

NATURALE ORANGE MOSAIC
29,7×29,7 | **OD012-023**

3

NATURALE BEIGE BORDER MOSAIC
5,4×29,7 | **OD012-015**



NATURALE gold border classic



size in cm	pcs / box	m ² / box	kg / box	kg / m ²	m ² / pallet	size in cm	pcs / box
29,7 × 59,8 × 0,85	9	1,60	30,50	19,06	51,20	14,8 × 59,8 × 0,85	10
14,8 × 59,8 × 0,85	10	0,88	16,19	18,39	31,86	5,4 × 29,7 × 0,8	5
29,7 × 29,7 × 0,85 mosaic	15	-	-	-	-	2 × 60 × 1	21



structured
tiles



matt
tiles



tonal
tiles

NATURALE



R9

4



NATURALE GREY
29,7×59,8 | **OP012-025-1**



R9

4



NATURALE GRAPHITE
29,7×59,8 | **OP012-024-1**



NATURALE SILVER BORDER CLASSIC A
14,8×59,8 | **OD012-020**



NATURALE GOLD BORDER CLASSIC A
14,8×59,8 | **OD012-018**



GLASS DARK BEIGE BORDER NEW
2×60 | **OD660-024**



GLASS BROWN BORDER NEW
2×60 | **OD660-028**



GLASS TURQUOISE BORDER NEW
2×60 | **OD660-020**



GLASS BLACK BORDER NEW
2×60 | **OD660-026**



Nodo

30x60



NODO brown



NODO brown



size in cm	pcs / box	m ² / box	kg / box	kg / m ²	m ² / pallet	size in cm	pcs / box
29,7 × 59,8 × 0,85	9	1,60	30,50	19,06	51,20	-	-



structured
tiles



glossy
tiles



tonal
tiles

NODO



R10

4



NODO CREAM
29,7×59,8 | **OP057-001-1**



R10

3



NODO BEIGE
29,7×59,8 | **OP057-002-1**



R10

4



NODO GREY RUSTIC
29,7×59,8 | **OP057-005-1**



R10

3



NODO BROWN
29,7×59,8 | **OP057-003-1**



Perfect Form

15x60

NEW



PERFECT FORM beige



PERFECT FORM beige



size in cm	pcs / box	m ² / box	kg / box	kg / m ²	m ² / pallet	size in cm	pcs / box
14,4 × 59,3 × 0,85	10	0,85	19,61	23,07	35,7	-	-



matt
tiles



tonal
tiles

PERFECT FORM



PERFECT FORM CREAM
14,4×59,3 | **OP451-001-1**



PERFECT FORM BEIGE
14,4×59,3 | **OP451-002-1**



PERFECT FORM BROWN
14,4×59,3 | **OP451-003-1**



CEMENTO

Segment CEMENTO



Dry River

234-243

Equinox

244-251

Beton

252-255

Magic Stone

256-261

Damasco

262-267

Early Pastels

268-275

Fargo

276-281

Aranta

282-285

City Call

286-289

Colorado Nights

290-297

Creamy Touch

298-301

Dreaming

302-305

Funda

306-309

Fluorescent Flower

310-317

Pietra

318-323

CEMENTO Segment




W ostatnich dekadach w tym surowym materiale dostrzeżono potencjał nie tylko użytkowy, ale także dekoracyjny. Pomimo swej ascetyczności, okazał się być również elegancki i wysmakowany. Szeroka gama kolorystyczna oraz charakterystyczne przecierki i struktury pozwalają na uzyskanie indywidualnych i odważnych projektów.

Dzięki wykorzystaniu płytek z segmentu Cemento można stworzyć wnętrza surowe, industrialne, inspirowane wielkomiejskim stylem lub dzięki przełamaniu płaszczyzn i wprowadzeniu elementów drewnianych uspokoić je i wyciszyć.

In recent decades, this raw material has been recognized with the potential of not only utility but also decorative. Despite its ascetic character, it turned out to be elegant and sophisticated as well. A wide range of colours and characteristic faux finishing and structures allow obtaining original and bold designs.

By using tiles offered in the CEMENTO segment it is possible to create rough interiors, inspired by the urban style, or by mixing materials and introducing wooden elements soothe them and soften.











Dry River


45x90



DRY RIVER grey



DRY RIVER cream



DRY RIVER CREAM
59,4×59,4 | **OP622-001-1**



DRY RIVER CREAM
29,55×59,4 | **OP622-007-1**




DRY RIVER CREAM STEPTREAD
29,55×59,4 | **OD622-013**



DRY RIVER CREAM SKIRTING
7,2×59,4 | **OD622-019**



DRY RIVER CREAM
44,4×89 | **OP622-039-1**




DRY RIVER CREAM MOSAIC
29,55×29,55 | **OD622-031**



DRY RIVER light grey



DRY RIVER LIGHT GREY
59,4×59,4 | **OP622-004-1**



DRY RIVER LIGHT GREY
29,55×59,4 | **OP622-010-1**



DRY RIVER LIGHT GREY STEPTREAD
29,55×59,4 | **OD622-016**



DRY RIVER LIGHT GREY SKIRTING
7,2×59,4 | **OD622-022**



DRY RIVER LIGHT GREY
44,4×89 | **OP622-042-1**




DRY RIVER LIGHT GREY MOSAIC
29,55×29,55 | **OD622-034**



DRY RIVER grey



DRY RIVER GREY
59,4×59,4 | **OP622-005-1**



DRY RIVER GREY
29,55×59,4 | **OP622-011-1**




DRY RIVER GREY STEPTREAD
29,55×59,4 | **OD622-017**



DRY RIVER GREY SKIRTING
7,2×59,4 | **OD622-023**



DRY RIVER GREY
44,4×89 | **OP622-041-1**



DRY RIVER GREY MOSAIC
29,55×29,55 | **OD622-035**



DRY RIVER graphite




size in cm	pcs / box	m ² / box	kg / box	kg / m ²	m ² / pallet	size in cm	pcs / box
44,4 × 89 × 1,1	3	1,18	29,03	24,60	21,24	7,2 × 59,4 × 1	14
59,4 × 59,4 × 1	5	1,76	41,64	23,66	35,20	29,55 × 59,4 × 1 steptread	8
29,55 × 59,4 × 1	8	1,40	32,76	23,40	44,80	29,55 × 29,55 × 1 mosaic	12



DRY RIVER graphite



DRY RIVER GRAPHITE
59,4×59,4 | **OP622-006-1**



DRY RIVER GRAPHITE
29,55×59,4 | **OP622-012-1**



DRY RIVER GRAPHITE STEPTREAD
29,55×59,4 | **OD622-018**



DRY RIVER GRAPHITE SKIRTING
7,2×59,4 | **OD622-024**



DRY RIVER GRAPHITE
44,4×89 | **OP622-040-1**




DRY RIVER GRAPHITE MOSAIC
29,55×29,55 | **OD622-036**



Equinox

45x90



EQUINOX white



EQUINOX black





EQUINOX white




EQUINOX WHITE
44,4×89 | **OP638-005-1**




EQUINOX WHITE
22,1×89 | **OP638-021-1**




EQUINOX WHITE
59,3×59,3 | **OP638-007-1**



EQUINOX WHITE
29×59,3 | **OP638-015-1**



EQUINOX WHITE SKIRTING
7,2×59,3 | **OD638-018**



EQUINOX WHITE MOSAIC SQUARE
29×29 | **OD638-011**



EQUINOX MIX MOSAIC BELT
29×29,5 | **OD638-020**



EQUINOX black



size in cm	pcs / box	m ² / box	kg / box	kg / m ²	m ² / pallet	size in cm	pcs / box
44,4 × 89 × 1,2	3	1,18	29,03	24,60	21,24	29 × 29 × 1 mosaic square	12
59,3 × 59,3 × 1,0	5	1,76	41,01	23,30	35,20	7,2 × 59,3 × 1	14
29 × 59,3 × 1,0	7	1,20	28,00	23,33	38,40	29 × 29,5 mosaic belt	12
22,1 × 89 × 1,1	5	0,97	23,86	24,6	23,28	-	-



rectified
tiles



matt
tiles



tonal
tiles

EQUINOX black




EQUINOX BLACK
44,4×89 | **OP638-001-1**



EQUINOX BLACK
22,1×89 | **OP638-022-1**




EQUINOX BLACK
59,3×59,3 | **OP638-003-1**




EQUINOX BLACK
29×59,3 | **OP638-013-1**



EQUINOX BLACK SKIRTING
7,2×59,3 | **OD638-019**



EQUINOX BLACK MOSAIC SQUARE
29×29 | **OD638-009**



EQUINOX MIX MOSAIC SQUARE
29×29 | **OD638-010**



Beton

60x60

NEW



BETON white



BETON dark grey



size in cm	pcs / box	m ² / box	kg / box	kg / m ²	m ² / pallet	size in cm	pcs / box
59,3x59,3x1	5	1,76	41,01	23,30	35,20	-	-
29x59,3x1	10	1,20	24,04	20,03	38,4	-	-



rectified
tiles



structured
tiles



matt
tiles



tonal
tiles



BETON white



- 
- 
- 

BETON WHITE
59,3×59,3 | **NT024-007-1**



- 
- 
- 

BETON WHITE
29×59,3 | **NT024-010-1**

BETON light grey



- 
- 
- 

BETON LIGHT GREY
59,3×59,3 | **NT024-008-1**



- 
- 
- 

BETON LIGHT GREY
29×59,3 | **NT024-011-1**

BETON dark grey



- 
- 
- 

BETON DARK GREY
59,3×59,3 | **NT024-009-1**



- 
- 
- 

BETON DARK GREY
29×59,3 | **NT024-012-1**



Magic Stone

60x60

NEW



MAGIC STONE grey



MAGIC STONE cream



size in cm	pcs / box	m ² / box	kg / box	kg / m ²	m ² / pallet	size in cm	pcs / box
59,3 × 59,3 × 1,00	5	1,76	41,01	23,30	35,2	-	-
29 × 59,3 × 1,00	6	1,20	27,96	23,30	38,4	-	-



rectified
tiles



matt
tiles



MAGIC STONE cream



- ❄️
- R10
- 5

MAGIC STONE CREAM
59,3×59,3 | **OP448-005-1**



- ❄️
- R10
- 5

MAGIC STONE CREAM
29×59,3 | **OP448-009-1**

MAGIC STONE cream dots



- ❄️
- R10
- 5

MAGIC STONE CREAM DOTS
59,3×59,3 | **OP448-007-1**



- ❄️
- R10
- 5

MAGIC STONE CREAM DOTS
29×59,3 | **OP448-012-1**



MAGIC STONE grey



size in cm	pcs / box	m ² / box	kg / box	kg / m ²	m ² / pallet	size in cm	pcs / box
59,3 × 59,3 × 1,00	5	1,76	41,01	23,30	35,2	-	-
29 × 59,3 × 1,00	6	1,20	27,96	23,30	38,4	-	-



rectified
tiles



matt
tiles




MAGIC STONE grey



- ❄️
- R10
- 4

MAGIC STONE GREY
59,3×59,3 | **OP448-006-1**



- ❄️
- R10
- 4

MAGIC STONE GREY
29×59,3 | **OP448-010-1**

MAGIC STONE grey dots



- ❄️
- R10
- 4

MAGIC STONE GREY DOTS
59,3×59,3 | **OP448-008-1**



- ❄️
- R10
- 4

MAGIC STONE GREY DOTS
29×59,3 | **OP448-011-1**



Damasco

60x60



DAMASCO vanilla






DAMASCO vanilla






DAMASCO NIGHTS white




DAMASCO NIGHTS light grey




 DAMASCO VANILLA
 59,8×59,8 | **OP067-028-1**




 DAMASCO VANILLA
 29,7×59,8 | **OP067-018-1**




 DAMASCO VANILLA WHITE
 29,7×29,7 | **OP067-007-1**

 DAMASCO MOCCA
 59,8×59,8 | **OP067-029-1**

 DAMASCO MOCCA
 29,7×59,8 | **OP067-020-1**

 DAMASCO MOCCA
 29,7×29,7 | **OP067-004-1**



DAMASCO anthracite



size in cm	pcs / box	m ² / box	kg / box	kg / m ²	m ² / pallet	size in cm	pcs / box
29,7 × 59,8 × 0,85	9	1,60	30,50	19,06	51,20	2 × 59,8 × 1,0	21
29,7 × 29,7 × 0,80	15	1,32	22,15	16,78	58,08	7,3 × 34,7 × 0,85	5
59,8 × 59,8 × 1	5	1,79	42,51	23,75	35,8	-	-



matt
tiles



tonal
tiles

DAMASCO anthracite



DAMASCO ANTHRACITE
29,7×59,8 | **OP067-022-1**



DAMASCO ANTHRACITE
29,7×29,7 | **OP067-001-1**



DAMASCO BROWN BORDRER GLASS
2×59,8 | **OD067-025**



DAMASCO BLACK BORDRER GLASS
2×59,8 | **OD067-024**



DAMASCO MIX BORDER
7,3×34,7 | **OD067-027**



Early Pastels

60x60



EARLY PASTELS grey




EARLY PASTELS beige






EARLY PASTELS beige

✱
R10
5



EARLY PASTELS BEIGE
29×59,3 | **OP647-007-1**

✱
4



EARLY PASTELS BEIGE INSERTO FLOWER
29×59,3 | **OD647-019**

✱
5



EARLY PASTELS BEIGE MOSAIC
29×29,5 | **OD647-015**


EARLY PASTELS grey

✱
R10
5



EARLY PASTELS GREY
29×59,3 | **OP647-008-1**

✱
4



EARLY PASTELS GREY INSERTO FLOWER
29×59,3 | **OD647-020**

✱
5



EARLY PASTELS GREY MOSAIC
29×29,5 | **OD647-016**



EARLY PASTELS grey



size in cm	pcs / box	m ² / box	kg / box	kg / m ²	m ² / pallet	size in cm	pcs / box
59,3 × 59,3 × 1	5	1,76	41,01	23,30	35,20	29 × 59,3 × 1 inserto	7
29 × 59,3 × 1	7	1,20	28,00	23,33	38,40	29 × 29,5 × 1 mosaic	11



rectified
tiles



matt
tiles



tonal
tiles

EARLY PASTELS beige

EARLY PASTELS grey



- 
- 
- 

- 
- 
- 

EARLY PASTELS BEIGE
59,3×59,3 | **OP647-009-1**

EARLY PASTELS GREY
59,3×59,3 | **OP647-011-1**



- 
- 
- 

- 
- 
- 


EARLY PASTELS BEIGE STRIPES
59,3×59,3 | **OP647-010-1**

EARLY PASTELS GREY STRIPES
59,3×59,3 | **OP647-012-1**




Fargo

60x60





FARGO white




- ❄️
- R9
- 4

FARGO WHITE
59,8×59,8 | **OP360-013-1**



- ❄️
- R9
- 4

FARGO WHITE
29,7×59,8 | **OP360-008-1**



- ❄️
- R9
- 4


FARGO WHITE
32,6×32,6 | **OP360-012-1**



- ❄️
- R9
- 4

FARGO WHITE MOSAIC
29,7×29,7 | **OD360-004**

FARGO grey



- ❄️
- R9
- 3

FARGO GREY
59,8×59,8 | **OP360-014-1**



- ❄️
- R9
- 3

FARGO GREY
29,7×59,8 | **OP360-007-1**



- ❄️
- R9
- 3

FARGO GREY
32,6×32,6 | **OP360-011-1**



- ❄️
- R9
- 3

FARGO GREY MOSAIC
29,7×29,7 | **OD360-003**



FARGO grey



size in cm	pcs / box	m ² / box	kg / box	kg / m ²	m ² / pallet	size in cm	pcs / box
59,8 × 59,8 × 1,0	5	1,79	42,51	23,75	35,80	-	-
29,7 × 59,8 × 0,85	9	1,60	30,50	19,06	51,20	29,7 × 29,7 × 0,8 mosaic	14
32,6 × 32,6 × 0,8	12	1,17	20,73	17,72	56,16	-	-




matt
tiles



tonal
tiles

FARGO black




- ❄️
- R9
- 3

FARGO BLACK
59,8×59,8 | **OP360-016-1**




- ❄️
- R9
- 3

FARGO BLACK
29,7×59,8 | **OP360-005-1**




- ❄️
- R9
- 3

FARGO BLACK
32,6×32,6 | **OP360-009-1**



- ❄️
- R9
- 3

FARGO BLACK MOSAIC
29,7×29,7 | **OD360-001**



Aranta

30x60

NEW



CONCRETE FLOWER dark grey mosaic




CONCRETE FLOWER graphite



size in cm	pcs / box	m ² / box	kg / box	kg / m ²	m ² / pallet	size in cm	pcs / box
29,7 × 59,8 × 0,85	9	1,60	30,50	19,06	51,20	9,9 × 29,7 × 0,80	4
29,7 × 29,7 × 0,85	14	-	-	-	-	9,9 × 9,9 × 0,80	16
-	-	-	-	-	-	20 × 20 × 0,80	4



CONCRETE FLOWER light grey



CONCRETE FLOWER LIGHT GREY
29,7×59,8 | **NT008-008-1**




CONCRETE FLOWER LIGHT GREY MOSAIC
29,7×29,7 | **ND008-004**

CONCRETE FLOWER dark grey



CONCRETE FLOWER DARK GREY
29,7×59,8 | **NT008-009-1**




CONCRETE FLOWER DARK GREY MOSAIC
29,7×29,7 | **ND008-003**

CONCRETE FLOWER graphite



CONCRETE FLOWER GRAPHITE
29,7×59,8 | **NT008-010-1**



CONCRETE FLOWER GRAPHITE MOSAIC
29,7×29,7 | **ND008-005**

GLASS inserto new



GLASS AZURE INSERTO NEW
20×20 | **OD660-098**



GLASS AZURE INSERTO NEW
9,9×9,9 | **OD660-110**



GLASS BLACK INSERTO NEW
20×20 | **OD660-096**



GLASS BLACK INSERTO NEW
9,9×9,9 | **OD660-108**



GLASS RED INSERTO NEW
20×20 | **OD660-097**



GLASS RED INSERTO NEW
9,9×9,9 | **OD660-109**



GLASS RED INSERTO NEW
9,9×29,7 | **OD660-101**



City Call

30x60





DAMASCO vanilla



size in cm	pcs / box	m ² / box	kg / box	kg / m ²	m ² / pallet	size in cm	pcs / box
29,7 × 59,8 × 0,85	9	1,60	30,50	19,06	51,20	29,7 × 59,8 × 0,85 inserto	9
29,7 × 29,7 × 0,8	15	1,32	22,15	16,78	58,08	-	-




matt
tiles




tonal
tiles

CITY CALL



DAMASCO VANILLA
29,7×59,8 | **OP067-018-1**



CITY CALL VANILLA INSERTO NOT
29,7×59,8 | **OD623-003**



CITY CALL VANILLA INSERTO YOU
29,7×59,8 | **OD623-001**



CITY CALL VANILLA INSERTO BRAVE
29,7×59,8 | **OD623-002**



CITY CALL VANILLA INSERTO ART
29,7×59,8 | **OD623-004**



DAMASCO VANILLA
29,7×29,7 | **OP067-005-1**





Colorado Nights

30x60



COLORADO NIGHTS grey







COLORADO NIGHTS white



COLORADO NIGHTS WHITE
29×59,3 | **OP673-007-1**



COLORADO NIGHTS WHITE STRIPES
29×59,3 | **OP673-010-1**



COLORADO NIGHTS WHITE
59,3×59,3 | **OP673-017-1**



COLORADO NIGHTS light grey



COLORADO NIGHTS LIGHT GREY
29×59,3 | **OP673-008-1**



COLORADO NIGHTS LIGHT GREY STRIPES
29×59,3 | **OP673-011-1**



COLORADO NIGHTS INSERTO FLOWER
29×59,3 | **OD673-016**



COLORADO NIGHTS light grey



size in cm	pcs / box	m ² / box	kg / box	kg / m ²	m ² / pallet	size in cm	pcs / box
29 × 59,3 × 0,9	7	1,20	22,80	19,00	38,40	2 × 59,3 × 1 glass	21
59,3 × 59,3 × 1	5	1,76	42,50	24,15	35,20	29 × 59,3 × 0,9 inserto flower	4



glossy
tiles



tonal
tiles

COLORADO NIGHTS grey



COLORADO NIGHTS GREY
29×59,3 | **OP673-009-1**



COLORADO NIGHTS GREY STRIPES
29×59,3 | **OP673-012-1**



COLORADO NIGHTS GREY
59,3×59,3 | **OP673-018-1**



GLASS WHITE BORDER NEW
2×59,3 | **OD660-040**



GLASS COBALT BORDER NEW
2×59,3 | **OD660-037**



GLASS RED BORDER NEW
2×59,3 | **OD660-047**



Creamy Touch

30x60





CREAMY TOUCH cream |



size in cm	pcs / box	m ² / box	kg / box	kg / m ²	m ² / pallet	size in cm	pcs / box
59,3 × 59,3 × 1	5	1,76	41,01	23,30	35,20	2 × 59,3 × 1 glass	21
29 × 59,3 × 0,9	7	1,20	20,11	16,75	38,40	58 × 59,3 × 0,9	2
-	-	-	-	-	-	29 × 29,5 mosaic	12
						29 × 59,3 mosaic belt	6




CREAMY TOUCH



CREAMY TOUCH CREAM
29×59,3 | **OP635-008-1**



CREAMY TOUCH CREAM STRUCTURE
29×59,3 | **OP635-010-1**



CREAMY TOUCH CREAM MOSAIC BELT
29×59,3 | **OD635-012**



CREAMY TOUCH CREAM PATTERN
29×59,3 | **OP635-009-1**



CREAMY TOUCH CREAM
59,3×59,3 | **OP635-006-1**



CREAMY TOUCH CREAM COMPOSITION FLOWER
58×59,3 | **OD635-014**



GLASS WHITE BORDER NEW
2×59,3 | **OD660-040**



GLASS BEIGE BORDER NEW
2×59,3 | **OD660-042**



GLASS HEATHER BORDER NEW
2×59,3 | **OD660-046**



GLASS VIOLET BORDER NEW
2×59,3 | **OD660-038**



CREAMY TOUCH CREAM MOSAIC
29×29,5 | **OD635-011**





Dreaming

30x60


NEW



DREAMING beige



DREAMING beige



size in cm	pcs / box	m ² / box	kg / box	kg / m ²	m ² / pallet	size in cm	pcs / box
29,7 × 59,8 × 0,85	9	1,60	31,21	19,51	51,2	7,8 × 59,8	11

DREAMING beige

DREAMING BEIGE
29,7×59,8 G1 | **OP444-001-1**



DREAMING BORDER CONGLOMERATE BEIGE
7,8×59,8 | **OD444-005**

DREAMING light grey

DREAMING LIGHT GREY
29,7×59,8 G1 | **OP444-003-1**

DREAMING brown

DREAMING BROWN
29,7×59,8 G1 | **OP444-002-1**



DREAMING BORDER CONGLOMERATE BROWN
7,8×59,8 | **OD444-006**

DREAMING dark grey

DREAMING DARK GREY
29,7×59,8 G1 | **OP444-004-1**



DREAMING BORDER CONGLOMERATE DARK GREY
7,8×59,8 | **OD444-007**



Funda

30x60

NEW



CONCRETE FLOWER brown



CONCRETE FLOWER graphite



size in cm	pcs / box	m ² / box	kg / box	kg / m ²	m ² / pallet	size in cm	pcs / box
29,7 × 59,8 × 0,85	9	1,60	30,50	19,06	51,20	9,9 × 29,7 × 0,80	4
29,7 × 29,7 × 0,85	14	-	-	-	-	9,9 × 9,9 × 0,80	16
						59,8 × 1,5 × 1,00	32



CONCRETE FLOWER cream



CONCRETE FLOWER CREAM
29,7×59,8 | **NT008-006-1**




CONCRETE FLOWER CREAM MOSAIC
29,7×29,7 | **ND008-002**

CONCRETE FLOWER brown



CONCRETE FLOWER BROWN
29,7×59,8 | **NT008-007-1**



CONCRETE FLOWER BROWN MOSAIC
29,7×29,7 | **ND008-001**

GLASS inserto new



GLASS BEIGE INSERTO NEW
9,9×29,7 | **OD660-106**



GLASS BEIGE INSERTO NEW
9,9×9,9 | **OD660-114**



METALIC BORDER
1,5×59,8 | **OD011-013**

GLASS inserto new



GLASS BROWN INSERTO NEW
9,9×29,7 | **OD660-103**



GLASS BROWN INSERTO NEW
9,9×9,9 | **OD660-111**




Fluorescent Flower

30x60




GRISSA light grey








FLUORESCENT FLOWER



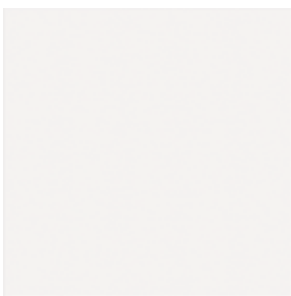
WHITE GLOSSY
29,7×60 | **OP631-032-1**



GRISSA LIGHT GREY
29,7×60 | **OP692-005-1**



PULSE WHITE GLOSSY STRUCTURE
29,7×60 | **OP658-024-1**



WHITE GLOSSY
33,3×33,3 | **OP658-008-1**

3



GRAPHITE SATIN
29,7×60 | **OP631-033-1**



BLACK GLOSSY
29,7×60 | **OP658-014-1**



PULSE BLACK GLOSSY STRUCTURE
29,7×60 | **OP658-017-1**



BLACK SATIN
33,3×33,3 | **OP399-008-1**

2



PULSE black glossy structure



size in cm	pcs / box	m ² / box	kg / box	kg / m ²	m ² / pallet	size in cm	pcs / box
29,7 × 60 × 0,9	7	1,25	20,45	16,36	40	29,7 × 60 × 0,9 inserto fluo	5
59,4 × 59,4 × 1	5	1,76	41,64	23,66	35,2	2 × 60 × 1 border fluo	10
33,3 × 33,3 × 0,8 black satin	12	1,33	22,93	17,24	63,84	2 × 60 × 1 glass	21
33,3 × 33,3 white glossy	12	1,33	23,41	17,60	63,84	-	-



glossy
tiles



matt
tiles



tonal
tiles

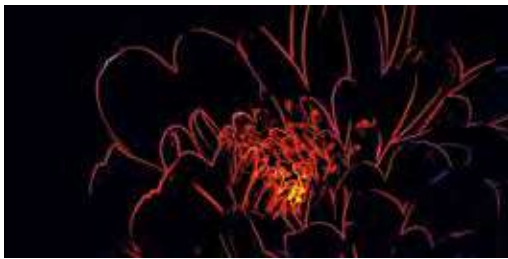
FLUORESCENT FLOWER



FLUORESCENT FLOWER YELLOW INSERTO
29,7×60 | **OD386-001**



FLUORESCENT FLOWER GREEN INSERTO
29,7×60 | **OD386-003**



FLUORESCENT FLOWER RED INSERTO
29,7×60 | **OD386-002**



FLUORESCENT FLOWER BLUE INSERTO
29,7×60 | **OD386-004**



GLASS COBALT BORDER NEW
2×60 | **OD660-022**



GLASS YELLOW BORDER NEW
2×60 | **OD660-018**



GLASS RED BORDER NEW
2×60 | **OD660-031**



FLUORESCENT YELLOW BORDER GLASS
2×60 | **OD386-005**



URBAN MIX GRAPHITE
59,4×59,4 | **OP639-007-1**





Pietra

30x60

NEW



PIETRA grey







PIETRA grey



size in cm	pcs / box	m ² / box	kg / box	kg / m ²	m ² / pallet	size in cm	pcs / box
29,7 × 59,8 × 0,85	9	1,60	31,21	19,51	51,20	29,7 × 29,7 × 0,85 mosaic	14



PIETRA beige



❄️
4

PIETRA BEIGE
29,7×59,8 | **OP443-001-1**



❄️
4

PIETRA BEIGE MOSAIC
29,7×29,7 | **OD443-005**

PIETRA light grey



❄️
4

PIETRA LIGHT GREY
29,7×59,8 | **OP443-002-1**



❄️
4

PIETRA LIGHT GREY MOSAIC
29,7×29,7 | **OD443-006**

PIETRA grey



❄️
4

PIETRA GREY
29,7×59,8 | **OP443-003-1**



❄️
4


PIETRA GREY MOSAIC
29,7×29,7 | **OD443-007**

PIETRA dark grey




❄️
4

PIETRA DARK GREY
29,7×59,8 | **OP443-004-1**



❄️
4

PIETRA DARK GREY MOSAIC
29,7×29,7 | **OD443-008**



MONOCOLOUR

Segment MONOCOLOUR



**Universal
Glass Decorations**

330-341

Artistic Way

342-347

Delicate Lines

348-353

Parisen

354-359

Spin

360-363

Pret-à-Porter

364-369

**Structure
Pattern**

370-373

Vivid Colours

374-379

White Magic

380-385

Amarante

386-391

Art Mosaic

392-395

Basic Palette

496-401

French Touch

402-405

Origami Dune

406-413

Sindi

414-417

Sky Tower

418-421

Black & White

422-429

Fusion

428-433

Penne

434-439

Inwencja

440-445

Morning Fog

446-449

MONOCOLOUR Segment



Barwa jest światłem odbieranym przez zmysł wzroku i interpretowanym indywidualnie przez psychikę człowieka. Dlatego kolory dają tak duże możliwości w tworzeniu personalizowanych aranżacji. Czyste i złamane, ciepłe i chłodne, w zależności od zestawień zyskują nowe walory. Mogą pochłaniać lub odbijać światło. Fazowane, delikatnie żłobione, fakturowo wykończone lub lustrzane powierzchnie to dodatkowe możliwości w kreowaniu oryginalnych, nasyconych emocjami wnętrz.


Zainspirowani bogactwem kolorów, stworzyliśmy barwne kolekcje, które tworzą segment Monocolour. Dzięki nim można zaprojektować wnętrza monochromatyczne, dostojne w swojej prostocie i umiarze. Wybierając z kolei mocne nasycone kolorem kolekcje, można stworzyć barwne i energetyczne wnętrza.

The colour is light received by the sense of sight and interpreted individually by the human psyche. That is why colours offer such vast possibilities for creating personalized arrangements. Pure and admixed, warm and cold, depending on the combinations, they get new qualities and values.

They can absorb or reflect light. The tiles that are bevelled, delicately fluted, with textured finish or with mirrored surface, give additional possibilities in creating the original interiors, filled with various emotions. Inspired by the richness of colours, we have created colourful collections that forms the MONOCOLOUR segment. They offer the possibility to design monochrome interiors, eminent in their simplicity and moderation. Choosing, in turn, from strong, saturated with colour collections, you can create a colourful and energetic interior.











Universal Glass Decorations




GLASS border

GLASS beige inserto



GLASS mosaic




GLASS WHITE/BLACK MOSAIC A NEW
14,8×14,8 | **OD660-116**




GLASS WHITE/BLACK MOSAIC B NEW
14,8×14,8 | **OD660-117**



GLASS WHITE/BLACK MOSAIC C NEW
14,8×14,8 | **OD660-118**




GLASS WHITE/BLACK MOSAIC D NEW
14,8×14,8 | **OD660-119**




GLASS SILVER/RED MOSAIC A NEW
14,8×14,8 | **OD660-120**




GLASS SILVER/RED MOSAIC B NEW
14,8×14,8 | **OD660-121**




GLASS SILVER/RED MOSAIC C NEW
14,8×14,8 | **OD660-122**




GLASS SILVER/RED MOSAIC D NEW
14,8×14,8 | **OD660-123**




GLASS BEIGE/BROWN MOSAIC A NEW
14,8×14,8 | **OD660-124**




GLASS BEIGE/BROWN MOSAIC B NEW
14,8×14,8 | **OD660-125**



GLASS BEIGE/BROWN MOSAIC C NEW
14,8×14,8 | **OD660-126**



GLASS BEIGE/BROWN MOSAIC D NEW
14,8×14,8 | **OD660-127**



GLASS AZURE/DARK BEIGE MOSAIC A NEW
14,8×14,8 | **OD660-128**



GLASS AZURE/DARK BEIGE MOSAIC B NEW
14,8×14,8 | **OD660-129**



GLASS AZURE/DARK BEIGE MOSAIC C NEW
14,8×14,8 | **OD660-130**



GLASS AZURE/DARK BEIGE MOSAIC D NEW
14,8×14,8 | **OD660-131**



GLASS inserto



GLASS WHITE INSERTO NEW
9,9×29,7 | **OD660-104**



GLASS WHITE INSERTO NEW
9,9×9,9 | **OD660-112**



GLASS SILVER INSERTO NEW
9,9×29,7 | **OD660-105**



GLASS SILVER INSERTO NEW
9,9×9,9 | **OD660-113**



GLASS BLACK INSERTO NEW
9,9×29,7 | **OD660-100**



GLASS BLACK INSERTO NEW
20×20 | **OD660-096**



GLASS BLACK INSERTO NEW
9,9×9,9 | **OD660-108**



GLASS AZURE INSERTO NEW
9,9×29,7 | **OD660-102**



GLASS AZURE INSERTO NEW
20×20 | **OD660-098**



GLASS AZURE INSERTO NEW
9,9×9,9 | **OD660-110**



GLASS BEIGE INSERTO NEW
9,9×29,7 | **OD660-106**



GLASS BEIGE INSERTO NEW
9,9×9,9 | **OD660-114**




GLASS DARK BEIGE INSERTO NEW
9,9×29,7 | **OD660-107**



GLASS DARK BEIGE INSERTO NEW
9,9×9,9 | **OD660-115**



GLASS BROWN INSERTO NEW
9,9×29,7 | **OD660-103**



GLASS BROWN INSERTO NEW
20×20 | **OD660-099**



GLASS BROWN INSERTO NEW
9,9×9,9 | **OD660-111**



GLASS RED INSERTO NEW
9,9×29,7 | **OD660-101**



GLASS RED INSERTO NEW
20×20 | **OD660-097**



GLASS RED INSERTO NEW
9,9×9,9 | **OD660-109**



GLASS border



GLASS TURQUOISE BORDER NEW
3×75 | **OD685-010**



GLASS TURQUOISE BORDER NEW
4,8×60 | **OD660-004**



GLASS TURQUOISE BORDER NEW
2×60 | **OD660-020**



GLASS TURQUOISE BORDER NEW
2×59,3 | **OD660-035**



GLASS TURQUOISE BORDER NEW
2×50 | **OD660-051**



GLASS TURQUOISE BORDER NEW
2×45 | **OD660-067**



GLASS TURQUOISE BORDER NEW
1,5×40 | **OD660-083**



GLASS AZURE BORDER NEW
4,8×60 | **OD660-005**



GLASS AZURE BORDER NEW
2×60 | **OD660-021**



GLASS AZURE BORDER NEW
2×59,3 | **OD660-036**



GLASS AZURE BORDER NEW
2×50 | **OD660-052**



GLASS AZURE BORDER NEW
2×45 | **OD660-068**



GLASS AZURE BORDER NEW
1,5×40 | **OD660-084**



GLASS LIGHT GREEN BORDER NEW
4,8×60 | **OD660-003**



GLASS LIGHT GREEN BORDER NEW
2×60 | **OD660-019**



GLASS LIGHT GREEN BORDER NEW
2×59,3 | **OD660-034**



GLASS LIGHT GREEN BORDER NEW
2×50 | **OD660-050**



GLASS LIGHT GREEN BORDER NEW
2×45 | **OD660-066**



GLASS LIGHT GREEN BORDER NEW
1,5×40 | **OD660-082**



GLASS border



GLASS WHITE BORDER NEW
4,8×60 | **OD660-009**



GLASS WHITE BORDER NEW
2×60 | **OD660-025**



GLASS WHITE BORDER NEW
2×59,3 | **OD660-040**



GLASS WHITE BORDER NEW
2×50 | **OD660-056**



GLASS WHITE BORDER NEW
2×45 | **OD660-072**



GLASS WHITE BORDER NEW
1,5×40 | **OD660-088**



GLASS SILVER BORDER NEW
4,8×60 | **OD660-013**



GLASS SILVER BORDER NEW
2×60 | **OD660-029**



GLASS SILVER BORDER NEW
2×59,3 | **OD660-044**



GLASS SILVER BORDER NEW
2×50 | **OD660-060**



GLASS SILVER BORDER NEW
2×45 | **OD660-076**



GLASS SILVER BORDER NEW
1,5×40 | **OD660-092**



GLASS BLACK BORDER
3×75 | **ND017-002**



GLASS BLACK BORDER NEW
4,8×60 | **OD660-010**



GLASS BLACK BORDER NEW
2×59,3 | **OD660-041**; 2×60 | **OD660-026**



GLASS BLACK BORDER NEW
2×50 | **OD660-057**



GLASS BLACK BORDER NEW
2×45 | **OD660-073**



GLASS BLACK BORDER NEW
1,5×40 | **OD660-089**



GLASS BEIGE BORDER NEW
4,8×60 | **OD660-011**



GLASS BEIGE BORDER NEW
2×60 | **OD660-027**



GLASS BEIGE BORDER NEW
2×59,3 | **OD660-042**



GLASS BEIGE BORDER NEW
2×50 | **OD660-058**



GLASS BEIGE BORDER NEW
2×45 | **OD660-074**



GLASS BEIGE BORDER NEW
1,5×40 | **OD660-090**



GLASS DARK BEIGE BORDER NEW
4,8×60 | **OD660-008**



GLASS DARK BEIGE BORDER NEW
2×60 | **OD660-024**



GLASS DARK BEIGE BORDER NEW
2×59,3 | **OD660-039**



GLASS DARK BEIGE BORDER NEW
2×50 | **OD660-055**



GLASS DARK BEIGE BORDER NEW
2×45 | **OD660-071**



GLASS DARK BEIGE BORDER NEW
1,5×40 | **OD660-087**



GLASS BROWN BORDER NEW
4,8×60 | **OD660-012**




GLASS BROWN BORDER NEW
2×60 | **OD660-028**



GLASS BROWN BORDER NEW
2×59,3 | **OD660-043**



GLASS BROWN BORDER NEW
2×50 | **OD660-059**



GLASS BROWN BORDER NEW
2×45 | **OD660-075**



GLASS BROWN BORDER NEW
1,5×40 | **OD660-091**



GLASS cobalt border new



size in cm	pcs / box	m ² / box	kg / box	kg / m ²	m ² / pallet	size in cm	pcs / box
20 × 20 × 0,8 inserto	4	-	-	-	-	3 × 75 × 1	10
14,8 × 14,8 × 0,8 mosaic	10	-	-	-	-	2 × 59,3 × 1; 2 × 60 × 1	21
9,9 × 29,7 × 0,8 inserto	4	-	-	-	-	2 × 50 × 0,8	10
9,9 × 9,9 × 0,8 inserto	16	-	-	-	-	2 × 45 × 0,8	10
4,8 × 60 × 1	7	-	-	-	-	1,5 × 40 × 0,8	10

GLASS border



GLASS YELLOW BORDER NEW
4,8×60 | **OD660-002**



GLASS YELLOW BORDER NEW
2×60 | **OD660-018**



GLASS YELLOW BORDER NEW
2×59,3 | **OD660-033**



GLASS YELLOW BORDER NEW
2×50 | **OD660-049**



GLASS YELLOW BORDER NEW
2×45 | **OD660-065**



GLASS YELLOW BORDER NEW
1,5×40 | **OD660-081**



GLASS ORANGE BORDER NEW
4,8×60 | **OD660-001**



GLASS ORANGE BORDER NEW
2×60 | **OD660-017**



GLASS ORANGE BORDER NEW
2×59,3 | **OD660-032**



GLASS ORANGE BORDER NEW
2×50 | **OD660-048**



GLASS ORANGE BORDER NEW
2×45 | **OD660-064**



GLASS ORANGE BORDER NEW
1,5×40 | **OD660-080**



GLASS RED BORDER
3×75 | **ND017-001**



GLASS RED BORDER NEW
4,8×60 | **OD660-016**



GLASS RED BORDER NEW
2×59,3 | **OD660-047**; 2×60 | **OD660-031**



GLASS RED BORDER NEW
2×50 | **OD660-063**



GLASS RED BORDER NEW
2×45 | **OD660-079**



GLASS RED BORDER NEW
1,5×40 | **OD660-095**



GLASS HEATHER BORDER
3×75 | **OD685-011**



GLASS HEATHER BORDER NEW
4,8×60 | **OD660-015**



GLASS HEATHER BORDER NEW
2×59,3 | **OD660-046**; 2×60 | **OD660-005**



GLASS HEATHER BORDER NEW
2×50 | **OD660-062**



GLASS HEATHER BORDER NEW
2×45 | **OD660-078**



GLASS HEATHER BORDER NEW
1,5×40 | **OD660-094**



GLASS VIOLET BORDER NEW
4,8×60 | **OD660-007**



GLASS VIOLET BORDER NEW
2×60 | **OD660-023**



GLASS VIOLET BORDER NEW
2×59,3 | **OD660-038**



GLASS VIOLET BORDER NEW
2×50 | **OD660-054**



GLASS VIOLET BORDER NEW
2×45 | **OD660-070**



GLASS VIOLET BORDER NEW
1,5×40 | **OD660-086**



GLASS COBALT BORDER
3×75 | **OD685-012**



GLASS COBALT BORDER NEW
4,8×60 | **OD660-006**



GLASS COBALT BORDER NEW
2×59,3 | **OD660-037**; 2×60 | **OD660-022**



GLASS COBALT BORDER NEW
2×50 | **OD660-053**



GLASS COBALT BORDER NEW
2×45 | **OD660-069**



GLASS COBALT BORDER NEW
1,5×40 | **OD660-085**



Artistic Way

25x75

NEW





MONOCOLOUR

Artistic Way 345

NEW

ARTISTIC WAY white





ARTISTIC WAY white structure



size in cm	pcs / box	m ² / box	kg / box	kg / m ²	m ² / pallet	size in cm	pcs / box
25 × 75 × 1,05	6	1,12	19,83	17,71	35,84	3 × 75 × 1 glass	10
42 × 42 × 0,9	8	1,41	26,12	18,53	33,84	25 × 75 × 1,05 inserto	4



structured
tiles



glossy
tiles



tonal
tiles



ARTISTIC WAY



ARTISTIC WAY WHITE
25×75 | **OP433-001-1**



ARTISTIC WAY WHITE STRUCTURE
25×75 | **OP433-002-1**



ARTISTIC WAY WHITE INSERTO LINES
25×75 | **OD433-005**



GLASS COBALT BORDER
3×75 | **OD685-012**



GLASS BLACK BORDER
3×75 | **ND017-002**



ARTISTIC WAY WHITE
42×42 | **OP433-003-1**





Delicate Lines

25x75

NEW



DELICATE LINES white & graphite



MONOCOLOUR

Delicate Lines 351

NEW

DELICATE LINES graphite





DELICATE LINES white



size in cm	pcs / box	m ² / box	kg / box	kg / m ²	m ² / pallet	size in cm	pcs / box
25 × 75 × 1,05	6	1,12	19,83	17,71	35,84	9,9 × 29,7 × 0,8 glass	4
42 × 42 × 0,9	8	1,41	26,12	18,53	33,84	9,9 × 9,9 × 0,8 glass	16
-	-	-	-	-	-	25 × 75 × 1,05 inserto	6



structured
tiles



glossy
tiles

DELICATE LINES



DELICATE LINES WHITE GLOSSY
25×75 | **OP432-001-1**



DELICATE LINES WHITE GLOSSY STRUCTURE
25×75 | **OP432-004-1**



DELICATE LINES GRAPHITE GLOSSY
25×75 | **OP432-003-1**



DELICATE LINES GRAPHITE GLOSSY STRUCTURE
25×75 | **OP432-002-1**




DELICATE LINES MULTICOLOUR INSERTO GEO
25×75 | **OD432-005**



DELICATE LINES WHITE
42×42 | **OP432-006-1**



GLASS BLACK INSERTO NEW
9,9×29,7 | **OD660-100**



GLASS BLACK INSERTO NEW
9,9×9,9 | **OD660-108**



GLASS RED INSERTO NEW
9,9×29,7 | **OD660-101**




GLASS RED INSERTO NEW
9,9×9,9 | **OD660-109**



Parisen

25x75

NEW



PARISEN mint




PARISEN mint





PARISEN



MINT GLOSSY
25 × 75 | **OP685-005-1**



MINT GLOSSY PILLOW STRUCTURE
25 × 75 | **OP685-006-1**



GLASS HEATHER BORDER
3 × 75 | **OD685-011**



GLASS TURQUOISE BORDER
3 × 75 | **OD685-010**



PARISEN MULTICOLOUR COMPOSITION
75 × 100 | **OD441-001**



PARISEN white glossy



size in cm	pcs / box	m ² / box	kg / box	kg / m ²	m ² / pallet	size in cm	pcs / box
25 × 75 × 1,05	6	1,12	19,83	17,71	35,84	3 × 75 × 1,0	10
42 × 42 × 0,9	8	1,41	26,12	18,53	33,84	25 × 75 × 1,05 composition	1 set
59,3 × 59,3 × 1	5	1,76	41,01	23,30	35,20	-	-



rectified
tiles



structured
tiles




glossy
tiles



matt
tiles



PARISEN



WHITE GLOSSY
25 × 75 | **OP675-001-1**



WHITE GLOSSY PILLOW STRUCTURE
25 × 75 | **OP684-004-1**




GREY GLOSSY
25 × 75 | **OP685-003-1**



GREY GLOSSY PILLOW STRUCTURE
25 × 75 | **OP685-004-1**



EQUINOX WHITE
59,3 × 59,3 | **OP638-007-1**



WHITE SATIN
42 × 42 | **OP365-016-1**






Spin

25x75

NEW



SPIN white-black GEO



SPIN yellow-black GEO



size in cm	pcs / box	m ² / box	kg / box	kg / m ²	m ² / pallet	size in cm	pcs / box
25 × 75 × 1,05	6	1,12	19,83	17,71	35,84	-	-
25 × 75 × 1,05 geo	6	1,12	19,83	17,71	35,84	-	-
42 × 42 × 0,85	8	1,41	26,12	18,53	33,84	-	-



structured
tiles




glossy
tiles



matt
tiles



SPIN




WHITE GLOSSY
25×75 | **OP675-001-1**



SPIN WHITE GEO
25×75 | **OP431-003-1**



SPIN WHITE-BLACK GEO
25×75 | **OP431-002-1**



WHITE SATIN
42×42 | **OP365-016-1**



BLACK GLOSSY
25×75 | **OP684-001-1**



SPIN BLACK GEO
25×75 | **OP431-004-1**


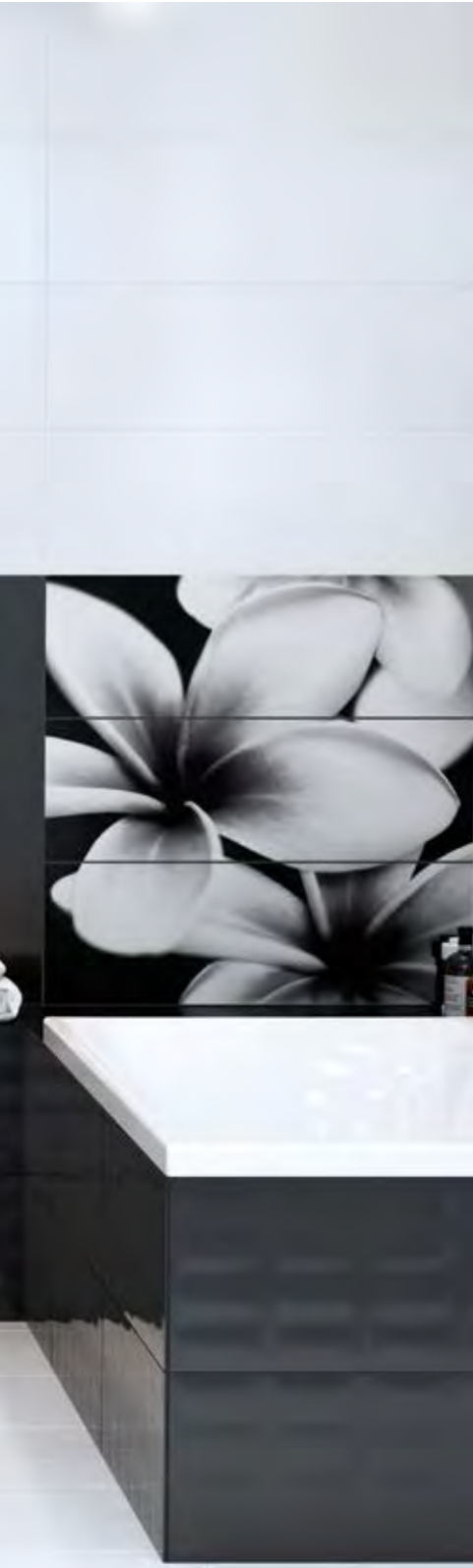


SPIN YELLOW-BLACK GEO
25×75 | **OP431-001-1**



Pret-à-Porter

25x75




PRET-À-PORTER black/white



PRET-À-PORTER



BLACK TEXTILE
25×75 | **OP684-003-1**



BLACK GLOSSY PILLOW STRUCTURE
25×75 | **OP684-002-1**



BLACK GLOSSY
25×75 | **OP684-001-1**



FLOWER GREY COMPOSITION
75×75 | **OD334-005**



PRET-À-PORTER black glossy pillow structure



size in cm	pcs / box	m ² / box	kg / box	kg / m ²	m ² / pallet	size in cm	pcs / box
25 × 75 × 1,05	6	1,12	19,83	17,71	35,84	25 × 75 × 1,05 inserto	4
42 × 42 × 0,9	8	1,41	26,12	18,53	33,84	75 × 75 × 1	1 set



structured
tiles




glossy
tiles



matt
tiles


PRET-À-PORTER



WHITE TEXTILE
25×75 | **OP684-005-1**



WHITE GLOSSY PILLOW STRUCTURE
25×75 | **OP684-004-1**




WHITE GLOSSY
25×75 | **OP675-001-1**



BLACK & WHITE MOSAIC
25×75 | **OD334-010**



WHITE INSERTO FLOWER
25×75 | **OD334-012**



WHITE SATIN
42×42 | **OP365-016-1**





Structure Pattern

25x75



STRUCTURE PATTERN white/grey



STRUCTURE PATTERN grey



size in cm	pcs / box	m ² / box	kg / box	kg / m ²	m ² / pallet	size in cm	pcs / box
25 × 75 × 1,05	6	1,12	19,83	17,71	35,84	3 × 75 × 1 glass	10
42 × 42 × 0,9	8	1,41	26,12	18,53	33,84	-	-




structured
tiles




glossy
tiles


STRUCTURE PATTERN




WHITE GLOSSY
25×75 | **OP675-001-1**



STRUCTURE PATTERN WHITE FLOWER STRUCTURE
25×75 | **OP365-004-1**



STRUCTURE PATTERN WHITE WAVE STRUCTURE
25×75 | **OP365-006-1**




GREY GLOSSY
25×75 | **OP685-003-1**




STRUCTURE PATTERN GREY WAVE STRUCTURE
25×75 | **OP365-008-1**



GLASS HEATHER BORDER
3×75 | **OD685-011**



WHITE SATIN
42×42 | **OP365-016-1**



Vivid Colours

25x75


— VIVID COLOURS blue glossy



VIVID COLOURS blue |



VIVID COLOURS



WHITE GLOSSY PILLOW STRUCTURE
25×75 | **OP684-004-1**



MINT GLOSSY PILLOW STRUCTURE
25×75 | **OP685-006-1**



BLUE GLOSSY PILLOW STRUCTURE
25×75 | **OP685-002-1**



VIOLET GLOSSY PILLOW STRUCTURE
25×75 | **OP685-008-1**




GLASS TURQUOISE BORDER
3×75 | **OD685-010**



GLASS HEATHER BORDER
3×75 | **OD685-011**



GLASS COBALT BORDER
3×75 | **OD685-012**



WHITE SATIN
42×42 | **OP365-016-1**



VIVID COLOURS blue glossy



size in cm	pcs / box	m ² / box	kg / box	kg / m ²	m ² / pallet	size in cm	pcs / box
25 × 75 × 1,05	6	1,12	19,83	17,71	35,84	3 × 75 × 1	10
42 × 42 × 0,9	8	1,41	26,12	18,53	33,84	75 × 100 × 1,05	1 set




glossy
tiles




matt
tiles

VIVID COLOURS



WHITE GLOSSY
25×75 | **OP675-001-1**



MINT GLOSSY
25×75 | **OP685-005-1**



BLUE GLOSSY
25×75 | **OP685-001-1**



VIOLET GLOSSY
25×75 | **OP685-007-1**



VIVID COLOURS MULTICOLOUR COMPOSITION
75×100 | **OD685-009**



White Magic

25x75



WHITE GLOSSY



WHITE GLOSSY squares structure |

PLATINUM inserto flower





WHITE GLOSSY squares structure



size in cm	pcs / box	m ² / box	kg / box	kg / m ²	m ² / pallet	size in cm	pcs / box
25 × 75 × 1,05	6	1,12	19,83	17,71	35,84	0,8 × 75 × 1	20
42 × 42 × 0,9	8	1,41	26,12	18,53	33,84	25 × 75 × 1,05 inserto	4



structured
tiles




glossy
tiles




matt
tiles

WHITE MAGIC



WHITE GLOSSY
25 × 75 | **OP675-001-1**



PLATINUM INSERTO FLOWER
25 × 75 | **OD334-011**



WHITE GLOSSY SQUARES STRUCTURE
25 × 75 | **OP682-001-1**



WHITE GLOSSY PILLOW STRUCTURE
25 × 75 | **OP684-004-1**



WHITE MAGIC BORDER
0,8 × 75 | **OD334-006**




GREEN MAGIC BORDER
0,8 × 75 | **OD334-009**



ORANGE MAGIC BORDER
0,8 × 75 | **OD334-007**



RED MAGIC BORDER
0,8 × 75 | **OD334-008**



WHITE SATIN
42 × 42 | **OP365-016-1**





Amarante

30x60

AMARANTE graphite |



— AMARANTE graphite




AMARANTE cream



4

G110 CREAM
29,7×59,8 | **OP009-005-1**


4

G110 CREAM STRUCTURE
29,7×59,8 | **OP009-006-1**


AMARANTE brown



3

G110 BROWN
29,7×59,8 | **OP009-001-1**

3

G110 BROWN STRUCTURE
29,7×59,8 | **OP009-002-1**AMARANTE BROWN INSERTO MODERN
29,7×59,8 | **OD009-007**



AMARANTE brown



size in cm	pcs / box	m ² / box	kg / box	kg / m ²	m ² / pallet	size in cm	pcs / box
29,7 × 59,8 × 0,85	9	1,60	30,50	19,06	51,20	2 × 59,8 × 1	21
-	-	-	-	-	-	1,5 × 59,8 × 1	32
-	-	-	-	-	-	29,7 × 59,8 × 0,85 inserto	9



structured
tiles




matt
tiles

AMARANTE graphite



G110 GRAPHITE
29,7 × 59,8 | **OP009-003-1**



G110 GRAPHITE STRUCTURE
29,7 × 59,8 | **OP009-004-1**



AMARANTE GRAPHITE INSERTO MODERN
29,7 × 59,8 | **OP009-008**



METALIC BORDER
1,5 × 59,8 | **OD011-013**



AMARANTE ORANGE BORDER GLASS
2 × 59,8 | **OD009-011**



AMARANTE RED BORDER GLASS
2 × 59,8 | **OD009-012**



Art Mosaic

30x60

NEW



ART MOSAIC white




ART MOSAIC white



size in cm	pcs / box	m ² / box	kg / box	kg / m ²	m ² / pallet	size in cm	pcs / box
29,7 × 60 × 0,9	7	1,25	20,45	16,36	40	2 × 60 × 1	21
33,3 × 33,3 × 0,8	12	1,33	23,41	17,60	63,84	14,7 × 60 × 0,8 glass	1
-	-	-	-	-	-	29,7 × 60 × 0,9 geo, squares	6
-	-	-	-	-	-	29,7 × 60 × 0,9 glass	5



ART MOSAIC



ART MOSAIC WHITE
29,7×60 | **OP385-004-1**



ART MOSAIC GOLD INSERTO SQUARES
29,7×60 | **OD385-006**



ART MOSAIC GOLD INSERTO GEO
29,7×60 | **OD385-005**



ART MOSAIC GOLD INSERTO GLASS
29,7×60 | **OD385-002**



GLASS GOLD INGOT
14,7×60 | **OD385-007**



GLASS YELLOW BORDER NEW
2×60 | **OD660-018**



ART MOSAIC GREY
29,7×60 | **OP385-003-1**




ART MOSAIC SILVER INSERTO GLASS
29,7×60 | **OD385-001**



GLASS SILVER INGOT
14,7×60 | **OD385-008**



GLASS SILVER BORDER NEW
2×60 | **OD660-029**




WHITE GLOSSY
33,3×33,3 | **OP658-008-1**

3



Basic Palette


30x60



BASIC PALETTE white



BASIC PALETTE



WHITE GLOSSY
29,7×60 | **OP631-032-1**



WHITE GLOSSY WAVE STRUCTURE
29,7×60 | **OP631-031-1**




GRAPHITE SATIN
29,7×60 | **OP631-033-1**



BASIC PALETTE BLUE BORDER GLASS
4,8×60 | **OD631-024**



BASIC PALETTE RED BORDER GLASS
4,8×60 | **OD631-025**




WHITE SEMI-GLOSSY
29,7×29,7 | **OP631-037-1**



WHITE PATTERN B
29,7×29,7 | **OP631-039-1**

☼
R10
4

☼
R10
4



BEIGE GLOSSY
29,7×60 | **OP631-035-1**



BEIGE GLOSSY WAVE STRUCTURE
29,7×60 | **OP631-034-1**



VIOLET SATIN
29,7×60 | **OP631-036-1**



BASIC PALETTE BEIGE BORDER GLASS
4,8×60 | **OD631-021**



BASIC PALETTE BLACK BORDER GLASS
4,8×60 | **OD631-046**



WHITE PATTERN C
29,7×29,7 | **OP631-040-1**

☼
R10
4



BASIC PALETTE white & beige



size in cm	pcs / box	m ² / box	kg / box	kg / m ²	m ² / pallet	size in cm	pcs / box
29,7 × 60 × 0,9	7	1,25	20,45	16,36	40,00	4,8 × 60 × 1 glass	7
29,7 × 29,7 × 0,8	15	1,32	22,15	16,78	58,08	-	-



structured
tiles




glossy
tiles



matt
tiles

BASIC PALETTE




WHITE SATIN
29,7×60 | **OP631-047-1**



WHITE SATIN BRAID STRUCTURE
29,7×60 | **OP631-026-1**



GREY SATIN
29,7×60 | **OP631-027-1**



BASIC PALETTE PEARL BORDER GLASS
4,8×60 | **OD631-020**



BASIC PALETTE TURQUOISE BORDER GLASS
4,8×60 | **OD631-023**



BEIGE SEMI-GLOSSY
29,7×29,7 | **OP631-041-1**



BEIGE PATTERN B
29,7×29,7 | **OP631-043-1**




R10

4



R10

4



BEIGE SATIN
29,7×60 | **OP631-029-1**



BEIGE SATIN BRAID STRUCTURE
29,7×60 | **OP631-028-1**



MOCCA SATIN
29,7×60 | **OP631-030-1**



BASIC PALETTE MOCCA BORDER GLASS
4,8×60 | **OD631-022**



BASIC PALETTE YELLOW BORDER GLASS
4,8×60 | **OD631-045**



BEIGE PATTERN C
29,7×29,7 | **OP631-044-1**



R10

4



French Touch

30x60



WHITE SATIN



WHITE satin



size in cm	pcs / box	m ² / box	kg / box	kg / m ²	m ² / pallet	size in cm	pcs / box
29 × 59,3 × 0,9	7	1,20	20,11	16,75	38,40	2 × 59,3	21
32,6 × 32,6 × 0,8	12	1,17	20,73	17,72	56,16	58,3 × 59,3 × 0,9 inserto	2 sets




rectified
tiles



matt
tiles

FRENCH TOUCH



WHITE SATIN
29×59,3 | **OP630-001-1**



FRENCH TOUCH PIERROT
58,3×59,3 | **OD630-003**



FRENCH TOUCH BUTTERFLY
58,3×59,3 | **OD630-002**



GLASS RED BORDER NEW
2×59,3 | **OD660-047**



GLASS SILVER BORDER NEW
2×59,3 | **OD660-044**



GLASS BROWN BORDER NEW
2×59,3 | **OD660-043**



GLASS WHITE BORDER NEW
2×59,3 | **OD660-040**



FARGO GREY
32,6×32,6 | **OP360-011-1**





Origami Dune

30x60

NEW

PULSE white



PULSE white



PULSE white |


MONOCOLOUR

Origami Dune 409


NEW

ORIGAMI vanilla






ORIGAMI DUNE




WHITE GLOSSY
29,7×60 | **OP631-032-1**




ORIGAMI WHITE GLOSSY STRUCTURE
29,7×60 | **OP658-023-1**



PULSE WHITE GLOSSY STRUCTURE
29,7×60 | **OP658-024-1**



LIGHT GREY GLOSSY
29,7×60 | **OP658-010-1**



VANILLA GLOSSY
29,7×60 | **OP658-018-1**



ORIGAMI VANILLA GLOSSY STRUCTURE
29,7×60 | **OP658-020-1**



PULSE VANILLA GLOSSY STRUCTURE
29,7×60 | **OP658-021-1**



ORIGAMI vanilla



size in cm	pcs / box	m ² / box	kg / box	kg / m ²	m ² / pallet	size in cm	pcs / box
29,7 × 60 × 0,9	7	1,25	20,45	16,36	40,00	2 × 60 × 1 glass	21
59,4 × 59,4 × 1	5	1,76	41,64	23,66	35,20	-	-



ORIGAMI DUNE



BLACK GLOSSY
29,7×60 | **OP658-014-1**



ORIGAMI BLACK GLOSSY STRUCTURE
29,7×60 | **OP658-016-1**



PULSE BLACK GLOSSY STRUCTURE
29,7×60 | **OP658-017-1**



URBAN MIX CREAM
59,4×59,4 | **OP639-011-1**



GLASS AZURE BORDER NEW
2×60 | **OD660-021**



GLASS BLACK BORDER NEW
2×60 | **OD660-026**



GLASS BROWN BORDER NEW
2×60 | **OD660-028**



Sindi

30x60

NEW



SINDI white



SINDI black




size in cm	pcs / box	m ² / box	kg / box	kg / m ²	m ² / pallet	size in cm	pcs / box
29,7×60 × 0,90	7	1,25	22,51	18,01	40,00	14,8 × 14,8 × 0,80	10
29,7×60 inserto	7	-	-	-	-	9,9 × 29,7 × 0,80	4
42 × 42 × 0,9	8	1,41	26,12	18,53	33,84	-	-


SINDI



SINDI WHITE
29,7×60 | **OP794-002-1**



SINDI WHITE INSERTO GEO
29,7×60 | **OD794-003**



WHITE SATIN
42×42 | **OP365-016-1**




SINDI BLACK
29,7×60 | **OP794-001-1**




GLASS BLACK INSERTO NEW
9,9×29,7 | **OD660-100**



GLASS WHITE-BLACK MOSAIC A NEW
14,8×14,8 | **OD660-116**



GLASS WHITE-BLACK MOSAIC B NEW
14,8×14,8 | **OD660-117**



GLASS WHITE-BLACK MOSAIC C NEW
14,8×14,8 | **OD660-118**



Sky Tower

30x60

NEW



SKY TOWER dark blue



SKY TOWER dark blue



size in cm	pcs / box	m ² / box	kg / box	kg / m ²	m ² / pallet	size in cm	pcs / box
29,7 × 60 × 0,9	7	1,25	20,45	16,36	40,00	2 × 60 × 1	21
33,3 × 33,3 × 0,8	8	1,33	22,93	17,24	63,84	89,1 × 60 × 0,9	2 sets



SKY TOWER




WHITE GLOSSY
29,7×60 | **OP631-032-1**



PULSE WHITE GLOSSY STRUCTURE
29,7×60 | **OP658-024-1**



BLACK GLOSSY
29,7×60 | **OP658-014-1**



PULSE BLACK GLOSSY STRUCTURE
29,7×60 | **OP658-017-1**




GLASS AZURE BORDER NEW
2×60 | **OD660-021**



GLASS COBALT BORDER NEW
2×60 | **OD660-022**



SKY TOWER DARK BLUE COMPOSITION
89,1×60 | **OD705-003**



3

WHITE SATIN
33,3×33,3 | **OP399-007-1**



2

BLACK SATIN
33,3×33,3 | **OP399-008-1**



WHITE satin



Black & White

20x50






MONOCOLOUR

Black & White 425

BLACK & WHITE pattern



BLACK & WHITE



WHITE SATIN
20×50 | **OP399-001-1**



BLACK&WHITE PATTERN A
20×50 | **OP399-003-1**




BLACK&WHITE PATTERN C
20×50 | **OP399-005-1**




BLACK&WHITE PATTERN E
20×50 | **OP399-009-1**



BLACK SATIN
20×50 | **OP399-002-1**



BLACK&WHITE PATTERN B
20×50 | **OP399-004-1**



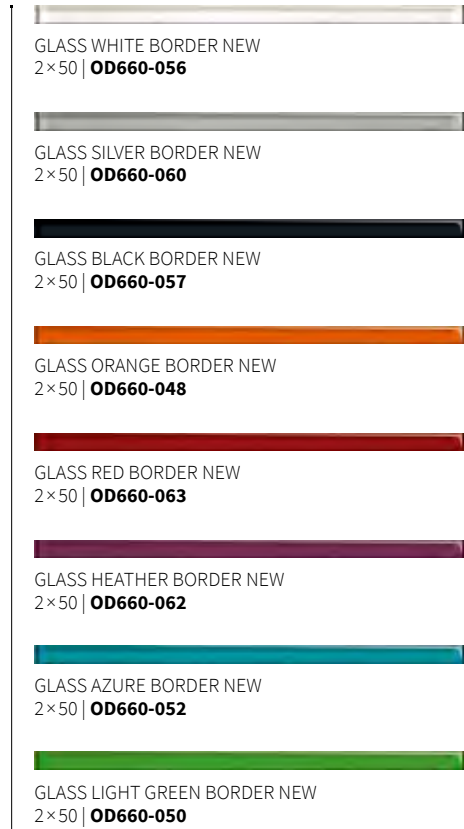
BLACK&WHITE PATTERN D
20×50 | **OP399-006-1**




BLACK&WHITE PATTERN F
20×50 | **OP399-010-1**

size in cm	pcs / box	m ² / box	kg / box	kg / m ²	m ² / pallet	size in cm	pcs / box
20 × 50 × 0,90	13	1,30	21,32	16,40	46,80	2 × 50 glass × 0,80	10
33,3 × 33,3 × 0,80	12	1,33	22,93	17,24	63,84	-	-

BLACK & WHITE



3




WHITE SATIN
33,3×33,3 | **OP399-007-1**

2



BLACK SATIN
33,3×33,3 | **OP399-008-1**



FUSION graphite inserto


Fusion

20x50






FUSION




PENNE WHITE GLOSSY
20×50 | **OP018-001-1**



FUSION WHITE
20×50 | **OP016-001-1**



FUSION WHITE INSERTO
20×50 | **OD016-009**



FUSION WHITE
33,3×33,3 | **OP016-005-1**

4




FUSION GRAPHITE INSERTO
20×50 | **OD016-012**



FUSION RED INSERTO
20×50 | **OD016-011**



FUSION BROWN INSERTO
20×50 | **OD016-010**



FUSION BROWN
33,3×33,3 | **OP016-006-1**

3



FUSION graphite mosaic



size in cm	pcs / box	m ² / box	kg / box	kg / m ²	m ² / pallet	size in cm	pcs / box
20 × 50 × 0,9	13	1,30	21,32	16,40	46,80	2,3 × 50 × 1	18
33,3 × 33,3 × 0,8	12	1,33	22,93	17,24	63,84	2,3 × 50 × 1 glass	24
-	-	-	-	-	-	20 × 50 × 0,9	10

FUSION



FUSION GRAPHITE
20×50 | **OP016-004-1**



FUSION RED
20×50 | **OP016-003-1**




FUSION BROWN
20×50 | **OP016-002-1**



FUSION GRAPHITE BORDER GLASS
2,3×50 | **OD016-020**




FUSION RED BORDER GLASS
2,3×50 | **OD016-022**



FUSION GRAPHITE MOSAIC
20×50 | **OD016-019**



FUSION RED MOSAIC
20×50 | **OD016-018**



FUSION BROWN MOSAIC
20×50 | **OD016-017**



FUSION WHITE BORDER
2,3×50 | **OD016-013**



FUSION GRAPHITE BORDER
2,3×50 | **OD016-016**



FUSION RED BORDER
2,3×50 | **OD016-015**



FUSION BROWN BORDER
2,3×50 | **OD016-014**



Penne


20x50




PENNE white glossy




PENNE



PENNE WHITE GLOSSY
20×50 | **OP018-001-1**



PENNE WHITE
20×50 | **OP018-002-1**



4

PENNE WHITE
33,3×33,3 | **OP018-003-1**



3

PENNE GREY
33,3×33,3 | **OP018-004-1**



PENNE WHITE INSERTO FLOWER
20×50 | **OD018-007**



PENNE WHITE BORDER FLOWER
8×50 | **OD018-013**



PENNE BLACK BORDER FLOWER
2,5×50 | **OD018-012**



PENNE white glossy



size in cm	pcs / box	m ² / box	kg / box	kg / m ²	m ² / pallet	size in cm	pcs / box
20 × 50 × 0,9	13	1,30	21,32	16,40	46,80	8 × 50 × 1	6
20 × 50 × 0,9 inserto geo, flower	10	-	-	-	-	2,5 × 50 × 1	18
33,3 × 33,3 × 0,8	12	1,33	22,93	17,24	63,84	2 × 50 × 0,8 glass	10
20 × 50 × 0,9 inserto coffee, modern	6	-	-	-	-	2 × 50 × 1 profile	8

PENNE



PENNE INSERTO MODERN 1
20×50 | **OD018-008**



PENNE INSERTO MODERN 2
20×50 | **OD018-009**



PENNE VIOLET INSERTO GEO
20×50 | **OD018-011**



PENNE BLUE INSERTO GEO
20×50 | **OD018-010**



PENNE INSERTO COFFEE 1
20×50 | **OD018-005**



PENNE INSERTO COFFEE 2
20×50 | **OD018-006**



GLASS WHITE BORDER NEW
2×50 | **OD660-056**



GLASS SILVER BORDER NEW
2×50 | **OD660-060**



GLASS HEATHER BORDER NEW
2×50 | **OD660-062**



GLASS COBALT BORDER NEW
2×50 | **OD660-053**



PENNE VIOLET PROFILE
2×50 | **OD018-015**



GLASS RED BORDER NEW
2×50 | **OD660-063**



GLASS VIOLET BORDER NEW
2×50 | **OD660-054**



GLASS AZURE BORDER NEW
2×50 | **OD660-052**



Inwencja

20x20




INWENCJA cream mosaic




INWENCJA



INWENCJA WHITE
20×20 | **OP044-001-1**



INWENCJA WHITE MOSAIC
20×20 | **OD044-024**




INWENCJA CREAM
20×20 | **OP044-008-1**




INWENCJA CREAM MOSAIC
20×20 | **OD044-026**



INWENCJA YELLOW
20×20 | **OP044-004-1**




INWENCJA YELLOW MOSAIC
20×20 | **OD044-035**




INWENCJA WHITE GLOSSY
20×20 | **OP044-007-1**



INWENCJA WHITE GLOSSY MOSAIC
20×20 | **OD044-025**




INWENCJA BEIGE
20×20 | **OP044-009-1**




INWENCJA BEIGE MOSAIC
20×20 | **OD044-027**




INWENCJA SAPPHIRE
20×20 | **OP044-006-1**



INWENCJA SAPPHIRE MOSAIC
20×20 | **OD044-037**




INWENCJA GRAPHITE
20×20 | **OP044-002-1**




INWENCJA GRAPHITE MOSAIC
20×20 | **OD044-033**




INWENCJA MOCCA
20×20 | **OP044-010-1**




INWENCJA MOCCA MOSAIC
20×20 | **OD044-028**



INWENCJA LIGHT BLUE
20×20 | **OP044-013-1**




INWENCJA LIGHT BLUE MOSAIC
20×20 | **OD044-031**




INWENCJA GREY
20×20 | **OP044-014-1**



INWENCJA GREY MOSAIC
20×20 | **OD044-032**




INWENCJA MAGNOLIA
20×20 | **OP044-011-1**



INWENCJA MAGNOLIA MOSAIC
20×20 | **OD044-029**



INWENCJA PISTACHIO
20×20 | **OP044-012-1**



INWENCJA PISTACHIO MOSAIC
20×20 | **OD044-030**



INWENCJA graphite mosaic




size in cm	pcs / box	m ² / box	kg / box	kg / m ²	m ² / pallet	size in cm	pcs / box
20 × 20 × 0,7	25	1,00	12,60	12,60	72,00	20 × 20 × 0,7 mosaic	26
33,3 × 33,3 × 0,8	12	1,33	22,93	17,24	63,84	-	-

INWENCJA




INWENCJA RED
20×20 | **OP044-003-1**




INWENCJA RED MOSAIC
20×20 | **OD044-034**



INWENCJA MALACHITE
20×20 | **OP044-005-1**




INWENCJA MALACHITE MOSAIC
20×20 | **OD044-036**




3

INWENCJA CREAM
33,3×33,3 | **OP044-016-1**



3

INWENCJA GREY
33,3×33,3 | **OP044-019-1**



3

INWENCJA MOCCA
33,3×33,3 | **OP044-017-1**



Morning Fog

20x20



MORNING FOG white



MORNING FOG grey



size in cm	pcs / box	m ² / box	kg / box	kg / m ²	m ² / pallet	size in cm	pcs / box
20 × 20 × 0,7	25	1,00	12,60	12,60	72,00	20 × 20 × 0,8 inserto	10
33,3 × 33,3 × 0,8	12	1,33	22,93	17,24	63,84	-	-

MORNING FOG



INWENCJA WHITE
20×20 | **OP044-001-1**




MORNING FOG WHITE INSERTO A
20×20 | **OD629-001**




MORNING FOG WHITE INSERTO B
20×20 | **OD629-002**



MORNING FOG WHITE INSERTO C
20×20 | **OD629-003**



MORNING FOG WHITE INSERTO D
20×20 | **OD629-004**



INWENCJA GREY
20×20 | **OP044-014-1**



MORNING FOG GREY INSERTO A
20×20 | **OD629-005**




MORNING FOG GREY INSERTO B
20×20 | **OD629-006**



MORNING FOG GREY INSERTO C
20×20 | **OD629-007**



MORNING FOG GREY INSERTO D
20×20 | **OD629-008**



INWENCJA GREY
33,3×33,3 | **OP044-019-1**

3



MOTIFS

Segment **MOTIFS**



Artistico

456-459

Elegant Stripes

460-463

Avangarde

464-467

Metalic

468-471

Organza

472-477

Colour Connection

478-481

Crystal Palace

482-485

Cuban Cube

486-489

MOTIFS Segment



Motywy zdobnicze często wędrowały w czasie i przestrzeni. Powstawały z obserwacji natury i poszukiwania w niej powtarzalnych wzorów. Tak pojawiły się wywodzące się z kultury hellenistycznej roślinne motywy arabeski i liścia akantu, czy też geometryczne meandry. Odgrywały one ogromną rolę w kulturze antycznej, rozkwitły w renesansie i epoce klasycyzmu. Ewolująca symbolika takich motywów to prawdziwe bogactwo wizualne i intelektualne, które dostarcza naukowcom kolejnych wyzwań interpretacyjnych. Używając współczesnych motywów zdobniczych naniesionych na płytki z segmentu Motifs możesz snuć wokół siebie własną, fascynującą opowieść.

Ornamental motifs often wandered in time and space. They were created from observations of nature and the search for her repetitive designs. This is how arose, derived from Hellenistic culture, arabesques and floral patterns of acanthus leaves or ornaments. They played an important role in ancient culture and then flourished in the period of the Renaissance and Classicism. The evolving symbolism of such motifs offers a real visual and intellectual wealth, providing scientists with new interpretative challenges.

With the modern ornamental motifs, applied onto the tiles from the MOTIFS segment, everyone may invent fascinating stories.







— CUBAN CUBE light blue





Artistico

25x75

NEW






STRIPES blue



size in cm	pcs / box	m ² / box	kg / box	kg / m ²	m ² / pallet	size in cm	pcs / box
25 × 75 × 1,05	6	1,12	19,83	17,71	35,84	3 × 75 × 1	10
42 × 42 × 09	8	1,41	26,12	18,53	33,84	25 × 75 × 1,05 inserto	6



ARTISTICO



STRIPES WHITE
25×75 | **OP681-005-1**



STRIPES WHITE STRUCTURE
25×75 | **OP681-006-1**



STRIPES WHITE
42×42 | **OP681-009-1**



5



STRIPES BLUE
25×75 | **OP681-001-1**



STRIPES BLUE STRUCTURE
25×75 | **OP681-002-1**




ARTISTICO BLUE INSERTO GEO
25×75 | **OD446-001**



GLASS COBALT BORDER
3×75 | **OD685-012**





GLASS HEATHER BORDER
3×75 | **OD685-011**



Elegant Stripes

25x75

— STRIPES white



STRIPES blue structure



STRIPES white



size in cm	pcs / box	m ² / box	kg / box	kg / m ²	m ² / pallet	size in cm	pcs / box
25 × 75 × 1,05	6	1,12	19,83	17,71	35,84	3 × 75 × 1	10
42 × 42 × 09	8	1,41	26,12	18,53	33,84	25 × 75 × 1,05 inserto	4



structured
tiles

glossy
tiles

matt
tiles

tonal
tiles

ELEGANT STRIPES




STRIPES VIOLET STRUCTURE
25×75 | **OP681-004-1**



STRIPES VIOLET
25×75 | **OP681-003-1**



STRIPES WHITE STRUCTURE
25×75 | **OP681-006-1**



STRIPES WHITE
25×75 | **OP681-005-1**



STRIPES WHITE
42×42 | **OP681-009-1**



STRIPES BLUE STRUCTURE
25×75 | **OP681-002-1**



STRIPES BLUE
25×75 | **OP681-001-1**




ELEGANT STRIPES MULTICOLOUR INSERTO FLOWER
25×75 | **OD681-008**



GLASS HEATHER BORDER
3×75 | **OD685-011**



GLASS COBALT BORDER
3×75 | **OD685-012**



Avangarde

30x60





AVANGARDE white



size in cm	pcs / box	m ² / box	kg / box	kg / m ²	m ² / pallet	size in cm	pcs / box
29,7 × 60 × 0,9	7	1,25	20,45	16,36	40,00	2 × 60 × 1 glass	21
33,3 × 33,3 × 0,8	12	1,33	21,46	16,14	63,84	29,7 × 60 × 0,9 inserto	7



structured
tiles



glossy
tiles

AVANGARDE



AVANGARDE WHITE
29,7×60 | **OP352-003-1**



AVANGARDE GREY
29,7×60 | **OP352-006-1**




AVANGARDE GRAPHITE
29,7×60 | **OP352-005-1**



AVANGARDE WHITE
33,3×33,3 | **OP352-008-1**



AVANGARDE WHITE INSERTO FLOWER
29,7×60 | **OD352-001**



AVANGARDE GREY INSERTO MODERN
29,7×60 | **OD352-002**



AVANGARDE RED BORDER GLASS
2×60 | **OD352-007**



GLASS HEATHER BORDER NEW
2×60 | **OD640-005**



GLASS AZURE BORDER NEW
2×60 | **OD660-021**



GLASS VIOLET BORDER NEW
2×60 | **OD660-023**




GLASS COBALT BORDER NEW
2×60 | **OD660-022**

4

4

abrasion-resistance class



Metallic

30x60



METALIC white



METALIC white



METALIC white



size in cm	pcs / box	m ² / box	kg / box	kg / m ²	m ² / pallet	size in cm	pcs / box
29,7 × 59,8 × 0,85	9	1,60	30,50	19,06	51,20	2 × 59,8 × 1	8
29,7 × 29,7 × 0,8	15	1,32	22,15	16,78	58,08	-	-



structured
tiles



glossy
tiles




tonal
tiles

METALIC



METALIC WHITE
29,7×59,8 | **OP011-004-1**



METALIC GRAPHITE
29,7×59,8 | **OP011-009-1**



METALIC GRAPHITE SILVER
29,7×59,8 | **OP011-010-1**



METALIC SILVER CIGAR
2×59,8 | **OD011-012**



METALIC WHITE
29,7×29,7 | **OP011-003-1**



METALIC GRAPHITE
29,7×29,7 | **OP011-008-1**



Organza

20x50


— ORGANZA mosaic mix a




ORGANZA cream




ORGANZA white



ORGANZA WHITE
20×50 | **OP017-007-1**



ORGANZA WHITE MOSAIC
20×50 | **OD017-022**



ORGANZA MOSAIC MIX B
20×50 | **OD017-026**



ORGANZA WHITE
29,7×29,7 | **OP017-002-1**




GLASS ORANGE BORDER NEW
2×50 | **OD660-048**




GLASS RED BORDER NEW
2×50 | **OD660-063**

ORGANZA cream



ORGANZA CREAM
20×50 | **OP017-009-1**



ORGANZA CREAM MOSAIC
20×50 | **OD017-024**



ORGANZA MOSAIC MIX A
20×50 | **OD017-025**



ORGANZA CREAM
29,7×29,7 | **OP017-004-1**



GLASS BEIGE BORDER NEW
2×50 | **OD660-058**



GLASS BROWN BORDER NEW
2×50 | **OD660-059**



ORGANZA grey




size in cm	pcs / box	m ² / box	kg / box	kg / m ²	m ² / pallet	size in cm	pcs / box
20 × 50 × 0,9	13	1,30	21,32	16,40	46,80	2 × 50 × 0,8 glass	10
29,7 × 29,7 × 0,8	15	1,32	22,15	16,78	58,08	20 × 50 × 0,9 inserto / mosaic	10

ORGANZA grey



ORGANZA GREY
20×50 | **OP017-011-1**



ORGANZA GREY MOSAIC
20×50 | **OD017-027**



ORGANZA GREY INSERTO FLOWER
20×50 | **OD017-017**



ORGANZA GREY
29,7×29,7 | **OP017-005-1**

GLASS WHITE BORDER NEW
2×50 | **OD660-056**

GLASS SILVER BORDER NEW
2×50 | **OD660-060**

ORGANZA brown



ORGANZA BROWN
20×50 | **OP017-008-1**



ORGANZA BROWN MOSAIC
20×50 | **OD017-023**



ORGANZA BROWN INSERTO FLOWER
20×50 | **OD017-015**



ORGANZA BROWN
29,7×29,7 | **OP017-003-1**

GLASS HEATHER BORDER NEW
2×50 | **OD660-062**

GLASS AZURE BORDER NEW
2×50 | **OD660-052**



2



2



2

abrasion-resistance class



frost-resistant tile



Colour Connection

20x20



COLOUR CONNECTION black/cream




COLOUR CONNECTION grey/red



size in cm	pcs / box	m ² / box	kg / box	kg / m ²	m ² / pallet	size in cm	pcs / box
20 × 20 × 0,7	25	1,00	12,60	12,60	72,00	1,5 × 40 × 0,8 glass	10
33,3 × 33,3 × 0,8	12	1,33	22,93	17,24	63,84	20 × 20 × 0,7 inserto	1



COLOUR CONNECTION



INWENCJA CREAM
20×20 | **OP044-008-1**



COLOUR CONNECTION BLACK-CREAM INSERTO A
20×20 | **OD627-003**




COLOUR CONNECTION RED-CREAM INSERTO A
20×20 | **OD627-007**




COLOUR CONNECTION BLACK-CREAM INSERTO B
20×20 | **OD627-004**



COLOUR CONNECTION RED-CREAM INSERTO B
20×20 | **OD627-008**



INWENCJA CREAM
33,3×33,3 | **OP044-016-1**



INWENCJA GRAPHITE
20×20 | **OP044-002-1**



COLOUR CONNECTION GREY-RED INSERTO A
20×20 | **OD627-005**



COLOUR CONNECTION GREY-BLACK INSERTO A
20×20 | **OD627-001**



COLOUR CONNECTION GREY-RED INSERTO B
20×20 | **OD627-006**



COLOUR CONNECTION GREY-BLACK INSERTO B
20×20 | **OD627-002**



GLASS WHITE BORDER NEW
1,5×40 | **OD660-088**



GLASS SILVER BORDER NEW
1,5×40 | **OD660-092**



GLASS RED BORDER NEW
1,5×40 | **OD660-095**



GLASS BLACK BORDER NEW
1,5×40 | **OD660-089**

3



Crystal Palace

20x20

— CRYSTAL PALACE



CRYSTAL PALACE |



CRYSTAL PALACE



size in cm	pcs / box	m ² / box	kg / box	kg / m ²	m ² / pallet	size in cm	pcs / box
33,3 × 33,3 × 0,8	12	1,33	22,93	17,24	63,84	20 × 20 × 0,8 inserto	1
20 × 50 × 0,9	13	1,30	21,32	16,40	46,80	-	-

glossy
tilesmatt
tiles

CRYSTAL PALACE




CRYSTAL PALACE WHITE INSERTO A
20×20 | **OD625-003**



CRYSTAL PALACE GREY INSERTO A
20×20 | **OD625-005**



CRYSTAL PALACE BROWN INSERTO A
20×20 | **OD625-001**



WHITE SATIN
33,3×33,3 | **OP399-007-1**




CRYSTAL PALACE WHITE INSERTO B
20×20 | **OD625-004**



CRYSTAL PALACE GREY INSERTO B
20×20 | **OD625-006**



CRYSTAL PALACE BROWN INSERTO B
20×20 | **OD625-002**



WHITE SATIN
20×50 | **OP399-001-1**

3

3

abrasion-resistance class



Cuban Cube

20x20



CUBAN CUBE



CUBAN CUBE



CUBAN CUBE light blue



size in cm	pcs / box	m ² / box	kg / box	kg / m ²	m ² / pallet	size in cm	pcs / box
20 × 50 × 0,9	13	1,30	21,32	16,40	46,80	20 × 20 × 0,8 inserto	1
33,3x33,3x0,8	12	1,33	22,93	17,24	63,84	-	-



glossy
tiles



matt
tiles

CUBAN CUBE




CUBAN CUBE RED INSERTO
20×20 | **OD626-001**




CUBAN CUBE YELLOW INSERTO
20×20 | **OD626-002**



CUBAN CUBE LIGHT BLUE INSERTO
20×20 | **OD626-003**



WHITE SATIN
20×50 | **OP399-001-1**



WHITE SATIN
33,3×33,3 | **OP399-007-1**



CUBAN CUBE GREEN INSERTO
20×20 | **OD626-004**




CUBAN CUBE GRAPHITE INSERTO
20×20 | **OD626-005**



CUBAN CUBE BLUE INSERTO
20×20 | **OD626-006**

3



COTTO

Segment COTTO



Loft

496-505

Solar

506-515

Simple

516-521

COTTO Segment



Glina jako prastary surowiec do wyrobu ceramiki najsilniej wiąże człowieka z naturą. Jej pierwotny urok od tysiącleci inspiruje architektów i dekoratorów wnętrz na całym świecie. Niepowtarzalne piękno rustykalnych płytek ceramicznych nawiązuje do hiszpańskich czy włoskich wnętrz, współtworząc niezwykle popularny styl śródziemnomorski.

Zainspirowani tym wszechstronnym materiałem stworzyliśmy kolekcje płytek, dzięki którym można zarówno wykończyć elewacje budynków nadając im nowoczesny, industrialny charakter, jak i zaaranżować salon czy taras pełen ciepła i południowego temperamentu.


Clay, as the ancient material for making ceramics, represents the strongest association between man and nature. Its primordial charm has inspired since ages architects and interior designers around the world. The unique beauty of rustic ceramic tiles refers to Spanish or Italian interiors, co-creating highly popular Mediterranean style.

Inspired by this versatile material, we have created a collection of tiles, which can be used both for finishing facades of buildings to give them modern, industrial character, as well as for arranging a living room or a terrace full of warmth and southern temperament.











Loft

30x30

NEW










| LOFT red




LOFT red



LOFT RED
30×30 | **OP442-019-1**



LOFT RED STEPTREAD
30×30 | **OD442-028-1**



LOFT RED STEPTREAD CORNER
30×30 | **OD442-029-1**



LOFT RED UNDER STAIR
14,8×30 | **OP442-013-1**



LOFT RED SKIRTING
8×30 | **OD442-003-1**



LOFT RED ELEVATION
6,5×24,5 | **OP442-006-1**



LOFT RED KAPINOS STRAIGHT
30×33 | **OD442-010-1**



LOFT RED KAPINOS CORNER
33×33 | **OD442-007-1**



LOFT RED SILL B
13,5×24,5 | **OD442-016-1**



| LOFT grey



LOFT grey



LOFT GREY
30×30 | **OP442-021-1**



LOFT GREY STEPTREAD
30×30 | **OD442-031-1**




LOFT GREY STEPTREAD CORNER
30×30 | **OD442-032-1**



LOFT GREY UNDER STAIR
14,8×30 | **OP442-015-1**



LOFT GREY SKIRTING
8×30 | **OD442-001-1**



LOFT GREY ELEVATION
6,5×24,5 | **OP442-004-1**



LOFT GREY KAPINOS STRAIGHT
30×33 | **OD442-012-1**



LOFT GREY KAPINOS CORNER
33×33 | **OD442-009-1**



LOFT GREY SILL B
13,5×24,5 | **OD442-018-1**



LOFT grey



size in cm	pcs / box	m ² / box	kg / box	kg / m ²	m ² / pallet	size in cm	pcs / box
30 × 30 × 1,1	11	0,99	23,04	23,27	39,60	30 × 33 × 1,1 kapinos straight	6
30 × 30 × 1,1 steptread	10	-	-	-	-	33 × 33 × 1,1 kapinos corner	2
6,5 × 24,5 × 0,74 elevation	62	1,00	15,70	15,70	63,00	8 × 30 × 1,1 skirting	42
14,8 × 30 × 1,1 under stair	22	0,98	23,35	23,83	39,20	13,5 × 24,5 × 1,1 sill B	20



matt
tiles



tonal
tiles


LOFT brown



LOFT BROWN
30×30 | **OP442-020-1**



LOFT BROWN STEPTREAD
30×30 | **OD442-033-1**



LOFT BROWN STEPTREAD CORNER
30×30 | **OD442-030-1**



LOFT BROWN UNDER STAIR
14,8×30 | **OP442-014-1**



LOFT BROWN SKIRTING
8×30 | **OD442-002-1**



LOFT BROWN ELEVATION
6,5×24,5 | **OP442-005-1**



LOFT BROWN KAPINOS STRAIGHT
30×33 | **OD442-011-1**



LOFT BROWN KAPINOS CORNER
33×33 | **OD442-008-1**



LOFT BROWN SILL B
13,5×24,5 | **OD442-017-1**



Solar


30x30



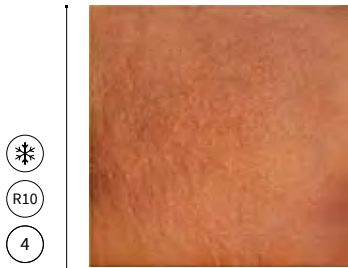


SOLAR grey






SOLAR orange



SOLAR ORANGE STRUCTURE
30×30 | **OP128-017-1**



SOLAR ORANGE STEPTREAD STRUCTURE
30×30 | **OD912-019-1**



SOLAR ORANGE STEPTREAD CORNER STRUCTURE
30×30 | **OD912-020-1**



SOLAR ORANGE KAPINOS STRAIGHT STRUCTURE
30×33 | **OD128-045-1**



SOLAR ORANGE KAPINOS CORNER STRUCTURE
33×33 | **OD128-041-1**



SOLAR ORANGE LOFT STRAIGHT KAPINOS STRUCTURE
30×33 | **OD912-009-1**



SOLAR ORANGE LOFT CORNER KAPINOS STRUCTURE
33×33 | **OD912-013-1**



SOLAR ORANGE SILL B
13,5×24,5 | **OD128-043-1**



SOLAR ORANGE UNDER STAIR STRUCTURE
14,8×30 | **OP128-019-1**



SOLAR ORANGE BORDER
14,8×30 | **OD128-024-1**



SOLAR ORANGE CORNER
14,8×14,8 | **OD128-027-1**



SOLAR ORANGE SKIRTING STRUCTURE
8×30 | **OD128-040-1**



SOLAR ORANGE ELEVATION STRUCTURE
6,5×24,5 | **OP128-018-1**

SOLAR graphite



- ❄️
- R10
- 3

SOLAR GRAPHITE STRUCTURE
30×30 | **OP128-012-1**



- ❄️
- R10
- 3

SOLAR GRAPHITE STEPTREAD STRUCTURE
30×30 | **OD912-017-1**



- ❄️
- R10
- 3

SOLAR GRAPHITE STEPTREAD CORNER STRUCTURE
30×30 | **OD912-018-1**



- ❄️
- R10
- 3

SOLAR GRAPHITE KAPINOS STRAIGHT STRUCTURE
30×33 | **OD128-039-1**



- ❄️
- R10
- 3

SOLAR GRAPHITE KAPINOS CORNER STRUCTURE
33×33 | **OD128-035-1**



- ❄️
- R10
- 3

SOLAR GRAPHITE LOFT STRAIGHT KAPINOS STRUCTURE
30×33 | **OD912-008-1**



- ❄️
- R10
- 3

SOLAR GRAPHITE LOFT CORNER KAPINOS STRUCTURE
33×33 | **OD912-012-1**



- ❄️

SOLAR GRAPHITE SILL B
13,5×24,5 | **OD128-037-1**



- ❄️

SOLAR GRAPHITE UNDER STAIR STRUCTURE
14,8×30 | **OP128-014-1**



- ❄️
- 3

SOLAR GRAPHITE BORDER
14,8×30 | **OD128-023-1**



- ❄️
- 3

SOLAR GRAPHITE CORNER
14,8×14,8 | **OD128-026-1**



- ❄️

SOLAR GRAPHITE SKIRTING STRUCTURE
8×30 | **OD128-034-1**



- ❄️

SOLAR GRAPHITE ELEVATION STRUCTURE
6,5×24,5 | **OP128-013-1**

SOLAR brown



SOLAR BROWN STRUCTURE
30×30 | **OP128-007-1**



SOLAR BROWN STEPTREAD STRUCTURE
30×30 | **OD912-015-1**



SOLAR BROWN STEPTREAD CORNER STRUCTURE
30×30 | **OD912-016-1**



SOLAR BROWN KAPINOS STRAIGHT STRUCTURE
30×33 | **OD128-033-1**



SOLAR BROWN KAPINOS CORNER STRUCTURE
33×33 | **OD128-029-1**



SOLAR BROWN LOFT STRAIGHT KAPINOS STRUCTURE
30×33 | **OD912-010-1**



SOLAR BROWN LOFT CORNER KAPINOS STRUCTURE
33×33 | **OD912-014-1**



SOLAR BROWN SILL B
13,5×24,5 | **OD128-031-1**



SOLAR BROWN UNDER STAIR STRUCTURE
14,8×30 | **OP128-009-1**



SOLAR BROWN BORDER
14,8×30 | **OD128-022-1**



SOLAR BROWN CORNER
14,8×14,8 | **OD128-025-1**



SOLAR BROWN SKIRTING STRUCTURE
8×30 | **OD128-028-1**



SOLAR BROWN ELEVATION STRUCTURE
6,5×24,5 | **OP128-008-1**



SOLAR grey



size in cm	pcs / box	m ² / box	kg / box	kg / m ²	m ² / pallet	size in cm	pcs / box
30 × 30 × 1,1	11	0,99	23,04	23,27	39,60	30 × 33 × 1,1 kapinos straight	6
14,8 × 30 × 1,1 under stair	22	0,98	23,35	23,83	39,20	33 × 33 × 1,1 kapinos corner	2
6,5 × 24,5 × 0,74 elevation	63	1,00	15,70	15,70	63,00	8 × 30 × 1,1 skirting	42
-	-	-	-	-	-	13,5 × 24,5 × 1,1 sillB	20
-	-	-	-	-	-	14,8 × 30 × 1,1 border	8
-	-	-	-	-	-	14,8 × 14,8 × 1,1 corner	16
-	-	-	-	-	-	30 × 30 × 1,1 steptread	10



structured
tiles




glossy
tiles

SOLAR grey



❄️
R10
4

SOLAR GREY STRUCTURE
30×30 | **OP128-059-1**



❄️
R10
4

SOLAR GREY STEPTREAD STRUCTURE
30×30 | **OD912-021-1**



❄️
R10
4

SOLAR GREY STEPTREAD CORNER STRUCTURE
30×30 | **OD912-022-1**



❄️
R10
4

SOLAR GREY KAPINOS STRAIGHT STRUCTURE
30×33 | **OD128-065-1**



❄️
R10
4

SOLAR GREY KAPINOS CORNER STRUCTURE
33×33 | **OD128-066-1**



❄️
R10
4

SOLAR GREY LOFT STRAIGHT KAPINOS STRUCTURE
30×33 | **OD912-007-1**



❄️
R10
4

SOLAR GREY LOFT CORNER KAPINOS STRUCTURE
33×33 | **OD912-011-1**



❄️

SOLAR GREY SILL B
13,5×24,5 | **OD128-064-1**



❄️

SOLAR GREY UNDER STAIR STRUCTURE
14,8×30 | **OP128-057-1**



❄️
3

SOLAR GREY BORDER
14,8×30 | **OD128-061-1**



❄️
4

SOLAR GREY CORNER
14,8×14,8 | **OD128-062-1**



❄️

SOLAR GREY SKIRTING STRUCTURE
8×30 | **OD128-067-1**



❄️

SOLAR GREY ELEVATION STRUCTURE
6,5×24,5 | **OP128-058-1**




Simple

30x30



SIMPLE brown



SIMLPE red



SIMPLE RED
30×30 | **OP078-011-1**



SIMPLE RED STEPTREAD
30×30 | **OP078-017-1**



SIMPLE RED STEPTREAD CORNER
30×30 | **OP078-020-1**



SIMPLE RED ELEVATION
6,5×24,5 | **OP078-013-1**



SIMPLE RED SKIRTING
8×30 | **OD078-041-1**



SIMPLE RED UNDER STAIR
14,8×30 | **OP078-015-1**



SIMPLE RED KAPINOS STRIGHT
30×33 | **OD078-048-1**



SIMPLE RED KAPINOS CORNER
33×33 | **OD078-043-1**



SIMPLE RED STRUCTURE
30×30 | **OP078-012-1**



SIMPLE RED STEPTREAD STRUCTURE
30×30 | **OP078-018-1**



SIMPLE RED ELEVATION STRUCTURE
6,5×24,5 | **OP078-014-1**



SIMPLE RED SKIRTING STRUCTURE
8×30 | **OD078-042-1**



SIMPLE RED UNDER STAIR STRUCTURE
14,8×30 | **OP078-016-1**



SIMPLE RED KAPINOS STRAIGHT STRUCTURE
30×33 | **OD078-049-1**



SIMPLE RED KAPINOS CORNER STRUCTURE
33×33 | **OD078-044-1**



SIMPLE RED SKIRTING RIGHT
8×30 | **OD078-065-1**



SIMPLE RED SKIRTING LEFT
8×30 | **OD078-063-1**



SIMPLE RED SKIRTING RIGHT STRUCTURE
8×30 | **OD078-066-1**



SIMPLE RED SKIRTING LEFT STRUCTURE
8×30 | **OD078-064-1**



SIMPLE RED SILL B
13,5×24,5 | **OD078-046-1**



SIMPLE brown



size in cm	pcs/ box	m ² / box	kg/ box	kg/ m ²	m ² / pallet	size in cm	pcs/ box
30 × 30 × 1,1	11	0,99	23,04	23,27	39,60	30 × 33 × 1,1 kapinos straight	6
6,5 × 24,5 × 0,74 elevation	63	1,00	15,7	15,70	63,00	33 × 33 × 1,1 kapinos corner	2
14 × 8 × 30 × 1,1 under stair	22	0,98	23,35	23,83	39,20	8 × 30 × 1,1 skirting	42
30 × 30 × 1,1 stepread/corner	10	0,9	20,94	23,27	36,00	13,5 × 24,5 × 1,1	20
-	-	-	-	-	-	8 × 30 × 1,1 skirting left/right	10 sets

structured
tilesmatt
tiles

SIMLPE brown



SIMPLE BROWN
30×30 | **OP078-001-1**



SIMPLE BROWN STEPTREAD
30×30 | **OP078-007-1**




SIMPLE BROWN STEPTREAD CORNER
30×30 | **OP078-009-1**



SIMPLE BROWN ELEVATION
6,5×24,5 | **OP078-003-1**



SIMPLE BROWN SKIRTING
8×30 | **OD078-032-1**



SIMPLE BROWN UNDER STAIR
14,8×30 | **OP078-005-1**



SIMPLE BROWN KAPINOS STRIGHT
30×33 | **OD078-039-1**



SIMPLE BROWN KAPINOS CORNER
33×33 | **OD078-034-1**



SIMPLE BROWN STRUCTURE
30×30 | **OP078-002-1**



SIMPLE BROWN STEPTREAD STRUCTURE
30×30 | **OP078-008-1**



SIMPLE BROWN STEPTREAD CORNER STRUCTURE
30×30 | **OP078-010-1**



SIMPLE BROWN ELEVATION STRUCTURE
6,5×24,5 | **OP078-004-1**



SIMPLE BROWN SKIRTING STRUCTURE
8×30 | **OD078-033-1**



SIMPLE BROWN UNDER STAIR STRUCTURE
14,8×30 | **OP078-006-1**



SIMPLE BROWN KAPINOS STRAIGHT STRUCTURE
30×33 | **OD078-040-1**



SIMPLE BROWN KAPINOS CORNER STRUCTURE
33×33 | **OD078-035-1**



SIMPLE BROWN SKIRTING RIGHT
8×30 | **OD078-061-1**




SIMPLE BROWN SKIRTING LEFT
8×30 | **OD078-059-1**



SIMPLE BROWN SKIRTING RIGHT STRUCTURE
8×30 | **OD078-062-1**



SIMPLE BROWN SKIRTING LEFT STRUCTURE
8×30 | **OD078-060-1**



SIMPLE BROWN SILL B
13,5×24,5 | **OD078-037-1**

SOLID 240

Segment SOLID 2.0

SOLID
2.0

Wood 2.0

528-533

Slate 2.0

534-539

Stone 2.0

540-545

Atakama 2.0

556-551

Beton 2.0

552-557

SOLID 2.0 Segment

**SOLID
2.0**


Dzieła wielkich ogrodników są równie cenne jak dzieła wielkich architektów. Barokowe, regularnie zakomponowane ogrody francuskie czy też naturalne, krajobrazowe parki w stylu angielskim od wieków są źródłem inspiracji. Sztuka projektowania ogrodów oraz kształtowania przestrzeni w ekosystemie miejskim jest umiejętnością łączenia zieleni z praktycznym użytkowaniem tych terenów.

Umiejętne dobranie materiałów na ogrodowe ścieżki, miejsca wypoczynku, chodniki czy podjazdy jest wyznacznikiem dobrze zaprojektowanych przestrzeni. Płyty ceramiczne z segmentu Solid 2.0 łącząc wyjątkowe walory techniczne z bogatą gamą kolorów inspirowanych naturalnymi fakturami pomogą stworzyć wyjątkowy charakter ogrodu.

Works of great gardeners are just as valuable as the works of great architects. French baroque gardens, designed according to mathematical proportions, or natural landscape parks in the English style have been a source of inspiration for the centuries. The art of garden design and shaping space within the urban ecosystem is the ability to combine green zones with the practical use of these areas. Skilful selection of materials for garden paths, places of rest, sidewalks and driveways is a determinant of a well-designed space.

Ceramic tiles from the SOLID 2.0 segment that combine unique technical values with a wide range of colours inspired by natural textures allows creating the unique character of every garden.









**SOLID
2.0**



Wood 2.0

60x60

NEW



SOLID
2.0





SOLID
2.0

WOOD 2.0 brown



size in cm	pcs / box	m ² / box	kg / box	kg / m ²	m ² / pallet	size in cm	pcs / box
59,3 × 59,3 × 2	2	0,70	30,59	43,70	21,00	-	-



WOOD 2.0

-
-
-
-
-



WOOD 2.0 WHITE
59,3×59,3 | **NT026-001-1**

-
-
-
-
-




WOOD 2.0 BEIGE
59,3×59,3 | **NT026-003-1**

-
-
-
-
-



WOOD 2.0 GRAPHITE
59,3×59,3 | **NT026-007-1**

-
-
-
-
-



WOOD 2.0 BROWN
59,3×59,3 | **NT026-002-1**

SOLID
2.0



Slate 2.0

60x60

NEW



SOLID
2.0





SOLID
2.0

SLATE 2.0 grey satin



size in cm	pcs / box	m ² / box	kg / box	kg / m ²	m ² / pallet	size in cm	pcs / box
59,4 × 59,4 × 2	2	0,70	30,59	43,7	21,00	-	-



rectified
tiles



structured
tiles



matt
tiles



tonal
tiles

SLATE 2.0



SLATE 2.0 GREY SATIN
59,4×59,4 | **NT007-017-1**



SLATE 2.0 BEIGE SATIN
59,4×59,4 | **NT007-018-1**



SLATE 2.0 GRAPHITE SATIN
59,4×59,4 | **NT007-016-1**

Płytki tej kolekcji oferowane są również w standardowej grubości 1 cm. Dzięki temu mamy możliwość układania posadzki z tego samego wzoru wewnątrz i na zewnątrz pomieszczenia.

The plates of this collection are also available in a standard thickness of 1 cm. This allows laying the same pattern inside and outside.

SOLID
2.0



Stone 2.0

60x60

NEW



SOLID
2.0





SOLID
2.0

STONE 2.0 brown



size in cm	pcs / box	m ² / box	kg / box	kg / m ²	m ² / pallet	size in cm	pcs / box
59,3 × 59,3 × 2	2	0,70	30,59	43,70	21,00	-	-



rectified
tiles



structured
tiles



matt
tiles



tonal
tiles

STONE 2.0



STONE 2.0 LIGHT GREY
59,3×59,3 | **NT025-003-1**



STONE 2.0 BEIGE
59,3×59,3 | **NT025-002-1**



STONE 2.0 DARK GREY
59,3×59,3 | **NT025-004-1**



STONE 2.0 BROWN
59,3×59,3 | **NT025-001-1**

Płytki tej kolekcji oferowane są również w standardowej grubości 1 cm. Dzięki temu mamy możliwość układania posadzki z tego samego wzoru wewnątrz i na zewnątrz pomieszczenia.

The plates of this collection are also available in a standard thickness of 1 cm. This allows laying the same pattern inside and outside.

SOLID
2.0



Atakama 2.0


60x60

NEW



SOLID
2.0





SOLID
2.0

| ATAKAMA 2.0 grey



size in cm	pcs / box	m ² / box	kg / box	kg / m ²	m ² / pallet	size in cm	pcs / box
59,3 × 59,3 × 2	2	0,70	30,59	43,70	21,00	-	-



ATAKAMA 2.0

- A
- 4
- *
- R11
- 4




ATAKAMA 2.0 LIGHT GREY
59,3 × 59,3 | **NT029-003-1**

- A
- 5
- *
- R11
- 4



ATAKAMA 2.0 BEIGE
59,3 × 59,3 | **NT029-002-1**

- A
- 4
- *
- R11
- 3



ATAKAMA 2.0 GREY
59,3 × 59,3 | **NT029-001-1**

SOLID
P20



Beton 2.0

60x60

NEW



BETON 2.0 grey dark

SOLID
2.0



BETON 2.0 light grey



SOLID
2.0

BETON 2.0 light grey




size in cm	pcs / box	m ² / box	kg / box	kg / m ²	m ² / pallet	size in cm	pcs / box
59,3 × 59,3 × 2	2	0,70	30,59	43,70	21,00	-	-


BETON 2.0



BETON 2.0 WHITE
59,3×59,3 | **NT024-001-1**



BETON 2.0 DARK GREY
59,3×59,3 | **NT024-003-1**



BETON 2.0 LIGHT GREY
59,3×59,3 | **NT024-002-1**

Płytki tej kolekcji oferowane są również w standardowej grubości 1 cm. Dzięki temu mamy możliwość układania posadzki z tego samego wzoru wewnątrz i na zewnątrz pomieszczenia.

The plates of this collection are also available in a standard thickness of 1 cm. This allows laying the same pattern inside and outside.

KATALOG GENERALNY

INFORMACJE TECHNICZNE

TECHNICAL INFORMATION

GENERAL CATALOGUE



INFORMACJE TECHNICZNE

TECHNICAL INFORMATION

Płytki ścienne

Wall Tiles

Charakterystyka techniczna płytek ceramicznych ściennych

Płytki ceramiczne ścienne posiadają parametry zgodne z normą PN-EN 14411 wg załącznika I „Płytki ceramiczne prasowane na sucho” E>10%, grupa B III GL

Technical specification of ceramic wall tiles

The ceramic wall tiles are manufactured in accordance with the PN-EN 14411 standard as described in appendix I, “Dry-pressed ceramic tiles” E>10%, group B III GL.

Właściwości Properties	Badanie wg: Test made acc. to:	Wymagania Requirements	Parametry płytek Tiles parameters
 Nasiąkliwość wodna (%) Permeability to water (%)	PN-EN ISO 10545-3	> 10	> 10
 Wytrzymałość na zginanie (MPa) Bending strength (MPa)	PN-EN ISO 10545-4	≥ 7,5 mm; min. 15 < 7,5 mm; min. 12	min. 15
 Siła łamiąca (N) Breaking strength (N)	PN-EN ISO 10545-4	≥ 7,5 mm: min. 600 < 7,5 mm: min. 200	≥ 7,5 mm: min. 800 < 7,5 mm: min. 400
 Odporność na pęknięcia włoskowate Crazing resistance	PN-EN ISO 10545-11	required / wymagana	resistant / odporne
 Współczynnik cieplnej rozszerzalności liniowej (10 ⁻⁶ /°C) Coefficient of linear thermal expansion (10 ⁻⁶ /°C)	PN-EN ISO 10545-8	s.m.b. *	<9
 Odporność na kwasy i zasady o słabym stężeniu Resistance to weak solutions of acids and alkali	PN-EN ISO 10545-13	s.m.b. *	klasa A-B
 Odporność na działanie środków domowego użytku i soli do basenów kąpielowych Resistance to household chemicals and swimming-pool salts	PN-EN ISO 10545-13	min. GB	klasa A-B
 Odporność na plamienie Resistance to stains	PN-EN ISO 10545-14	min. klasa 3	5 klasa

* stosowana metoda badania/* method of testing used











Płytki podłogowe

Floor Tiles

Charakterystyka techniczna płytek ceramicznych podłogowych
płytki ceramiczne podłogowe posiadają parametry zgodne z normą PN-EN 14411,
wg załącznika j „Płytki ceramiczne prasowane na sucho” $3 < E \leq 6\%$, grupa B IIA GL.

Technical specification of ceramic floor tiles

Ceramic floor tiles are manufactured in accordance with the PN-EN 14411 standard
as described in appendix j, “Dry-pressed ceramic tiles” $3 < E \leq 6\%$, group B IIA GL.

Właściwości Properties	Badanie wg: Test made acc. to:	Wymagania Requirements	Parametry płytek Tiles parameters
 Nasiąkliwość wodna (%) Permeability to water (%)	PN-EN ISO 10545-3	$3 < E \leq 6$	3-6
 Wytrzymałość na zginanie (MPa) Bending strength (MPa)	PN-EN ISO 10545-4	min. 22	min. 35
 Siła łamiąca (N) Breaking strength (N)	PN-EN ISO 10545-4	$\geq 7,5$ mm: min. 1000 $< 7,5$ mm: min. 600	$\geq 7,5$ mm: min. 1300 $< 7,5$ mm: min. 1000
 Odporność na pęknięcia włoskowate Crazing resistance	PN-EN ISO 10545-11	wymagana / required	odporne / resistant
 Współczynnik cieplnej rozszerzalności liniowej ($10^{-6}/^{\circ}\text{C}$) Coefficient of linear thermal expansion ($10^{-6}/^{\circ}\text{C}$)	PN-EN ISO 10545-8	s.m.b. *	< 9
 Odporność na ścieranie (klasa) Abrasion resistance (class)	PN-EN ISO 10545-7	nominal / deklarowana	2-5
 Skuteczność antypoślizgowa (grupa klasyfikacyjna) Slip resistance (classification group)	DIN 51130	wg deklaracji / as declared	NPD
 Odporność na kwasy i zasady o słabym stężeniu Resistance to weak solutions of acids and alkali	PN-EN ISO 10545-13	s.m.b. *	klasa A-B
 Odporność na działanie środków domowego użytku i soli do basenów kąpielowych Resistance to household chemicals and swimming-pool salts	PN-EN ISO 10545-13	min. GB	klasa A-B
 Odporność na plamienie Resistance to stains	PN-EN ISO 10545-14	min. 3 klasa	3-5

* stosowana metoda badania / * method of testing used

Gres Porcellanato nie szkliwiony












Non-glazed stoneware

Charakterystyka techniczna płytek gres porcellanato nie szkliwiony

Płytki gres porcellanato nie szkliwione posiadają parametry zgodne z normą PN-EN 14411, wg załącznika G, „Płytki ceramiczne prasowane na sucho o małej nasiąkliwości wodnej” $E \leq 0,5\%$, Grupa B Ia UGL.

Technical specification of unglazed porcelain stoneware tiles

The unglazed porcelain stoneware tiles are manufactured in accordance with the PN-EN 14411 standard as described in Appendix G “Low water absorbability dry-pressed ceramic tiles” $E \leq 0,5\%$, Group B Ia UGL.

Właściwości Properties	Badanie wg: Test made acc. to:	Wymagania Requirements	Parametry płytek Tiles parameters
 Nasiąkliwość wodna (%) Permeability to water (%)	PN-EN ISO 10545-3	$E \leq 0,5$	0,1
 Wytrzymałość na zginanie (MPa) Bending strength (MPa)	PN-EN ISO 10545-4	min. 35	min. 40 min. 50 (dla płytek 200×200×12) min. 100 (dla płytek 594×594×20)
 Siła łamiąca (N) Breaking strength (N)	PN-EN ISO 10545-4	< 7,5 mm: min. 700 ≥ 7,5 mm: min. 1300	< 7,5 mm: min. 1300 ≥ 7,5 mm: min. 1800 ≥ 12 mm: min. 5000 ≥ 20 mm: min. 9000
 Współczynnik cieplnej rozszerzalności liniowej ($10^{-6}/^{\circ}\text{C}$) Coefficient of linear thermal expansion ($10^{-6}/^{\circ}\text{C}$)	PN-EN ISO 10545-8	s.m.b. *	<9
 Mrozoodporność Frost resistance	PN-EN ISO 10545-12	wymagana / required	mrozoodporność / frost resistance
 Odporność na ścieranie wgłębne (mm^3) Deep scratch resistance (mm^3)	PN-EN ISO 10545-6	max. 175	max. 130
 Skuteczność antypoślizgowa (grupa klasyfikacyjna) Slip resistance (classification group)	DIN 51130	wg deklaracji / as declared	NPD, R9, R10, R11, R12
 Skuteczność antypoślizgowa - Bosa stopa Slip resistance - Bare foot	DIN 51097	wg deklaracji	klasa A-C**
 Odporność na kwasy i zasady o słabym stężeniu Resistance to weak solutions of acids and alkali	a) PN-EN ISO 10545-13 b) PN-EN ISO 10545-13	s.m.b. * s.m.b. *	klasa A-B
 Odporność na działanie środków domowego użytku i soli do basenów kąpielowych Resistance to household chemicals and swimming-pool salts	PN-EN ISO 10545-13	min. UB	klasa A-B
 Odporność na plamienie Resistance to stains	PN-EN ISO 10545-14	s.m.b. *	klasa (3-5)

* stosowana metoda badania / * method of testing used













** dla wybranych asortymentów / ** for selected assortments

Gres Porcellanato szkliwiony

Glazed stoneware

Charakterystyka techniczna płytek i listew gres porcellanato szkliwiony
Płytki i listwy gres porcellanato szkliwione posiadają parametry zgodne z normą PN-EN 14411, wg załącznika G „Płytki ceramiczne prasowane na sucho o małej nasiąkliwości wodnej” $E \leq 0,5\%$, Grupa B la GL.

Technical specification of glazed porcelain stoneware tiles and borders.
Glazed porcelain stoneware tiles and borders are manufactured in accordance with the PN-EN 14411 standard as described in Appendix G “Low water absorptivity dry-pressed ceramic tiles” $E \leq 0,5\%$, Group B la GL.

Właściwości Properties	Badanie wg: Test made acc. to:	Wymagania Requirements	Parametry płytek Tiles parameters
 Nasiąkliwość wodna (%) Permeability to water (%)	PN-EN ISO 10545-3	$E \leq 0,5$	0.1
 Wytrzymałość na zginanie (MPa) Bending strength (MPa)	PN-EN ISO 10545-4	min. 35	min. 40 min. 100 dla płytek (593x593x20)
 Siła łamiąca (N) Breaking strength (N)	PN-EN ISO 10545-4	< 7,5 mm: min. 700 ≥ 7,5 mm: min. 1300	< 7,5 mm: min. 1300 ≥ 7,5 mm: min. 1800 ≥ 20 mm: min. 9000
 Odporność na pęknięcia włoskowate Crazing resistance	PN-EN ISO 10545-11	wymagana / required	odporne / resistant
 Współczynnik cieplnej rozszerzalności liniowej ($10^{-6}/^{\circ}\text{C}$) Coefficient of linear thermal expansion ($10^{-6}/^{\circ}\text{C}$)	PN-EN ISO 10545-8	s.m.b. *	<9
 Mrozoodporność Frost resistance	PN-EN ISO 10545-12	wymagana / required	mrozoodporność / frost resistance
 Odporność na ścieranie (klasa) Abrasion resistance (class)	PN-EN ISO 10545-7	deklarowana / nominal	2-5
 Skuteczność antypoślizgowa (grupa klasyfikacyjna) Slip resistance (classification group)	DIN 51130	wg deklaracji / as declared	NPD, R9, R10, R11
 Skuteczność antypoślizgowa - Bosa stopa Slip resistance - Bare foot	DIN 51097	wg deklaracji	klasa A-C**
 Odporność na kwasy i zasady o słabym stężeniu Resistance to weak solutions of acids and alkali	PN-EN ISO 10545-13	s.m.b. *	klasa A-B
 Odporność na działanie środków domowego użytku i soli do basenów kąpielowych Resistance to household chemicals and swimming-pool salts	PN-EN ISO 10545-13	min. GB	klasa A-B
 Odporność na plamienie Resistance to stains	PN-EN ISO 10545-14	min. 3 klasa	klasa 3-5

* stosowana metoda badania/* method of testing used

** dla wybranych asortymentów/** for selected assortments

Płytki klinkierowe nieszkliwione simple











Non-glazed clinker tiles simple

Charakterystyka techniczna płytek klinkierowych

Płytki klinkierowe posiadają parametry zgodne z normą PN-EN 14411, wg załącznika H, „Płytki ceramiczne prasowane na sucho o małej nasiąkliwości wodnej” 0,5% < E < 3% Grupa Blb, uGL

Technical specification of clinker

The clinker tiles are manufactured in accordance with the PN-EN 14411 standard as described in Appendix H “Low water absorbability dry-passed ceramic tiles” 0,5% < E < 3% Group Blb

Właściwości Properties	Badanie wg: Test made acc. to:	Wymagania Requirements	Parametry płytek Tiles parameters
 Nasiąkliwość wodna (%) Permeability to water (%)	PN-EN ISO 10545-3	0,5% < E ≤ 3%	0,5 – 3
 Wytrzymałość na zginanie (MPa) Bending strength (MPa)	PN-EN ISO 10545-4	min. 30	> 40
 Siła łamiąca (N) Breaking strength (N)	PN-EN ISO 10545-4	< 7,5 mm: min. 700 ≥ 7,5 mm: min. 1100	> 1300 > 2600
 Współczynnik cieplnej rozszerzalności liniowej (10 ⁻⁶ /°C) Coefficient of linear thermal expansion (10 ⁻⁶ /°C)	PN-EN ISO 10545-8	s.m.b. *	<9
 Mrozoodporność Frost resistance	PN-EN ISO 10545-12	wymagana / required	mrozoodporność / frost resistance
 Odporność na ścieranie wgłębne (mm ³) Deep scratch resistance (mm ³)	PN-EN ISO 10545-6	max. 175	140
 Skuteczność antypoślizgowa (grupa klasyfikacyjna) Slip resistance (classification group)	DIN 51130	wg deklaracji / as declared	R9 – płytki gładkie R9 – smooth tiles R10 – płytki strukturalne (3-d) R10 – structure tiles
 Odporność na odczynniki chemiczne: a) na kwasy i zasady o słabym natężeniu, b) na kwasy i zasady o mocnym stężeniu Resistance to chemicals: a) weak solutions of acids and alkali, b) potent solutions of acids and alkali	PN-EN ISO 10545-13	s.m.b. *	klasa A-B
 Odporność na działanie środków domowego użytku i soli do basenów kąpielowych Resistance to household chemicals and swimming-pool salts	PN-EN ISO 10545-13	min. UB	klasa A-B
 Odporność na plamienie Resistance to stains	PN-EN ISO 10545-14	s.m.b. *	3 – 5 klasa

* stosowana metoda badania/* method of testing used

Płytki klinkierowe szkliwione solar, loft












Glazed clinker tiles solar

Charakterystyka techniczna płytek klinkierowych szkliwionych

Płytki klinkierowe posiadają parametry zgodne z normą PN-EN 14411, wg załącznika H, „Płytki ceramiczne prasowane na sucho o małej nasiąkliwości wodnej” 0,5% < E < 3% Grupa Blb, GL

Technical specification of glazed clinker

The clinker tiles are manufactured in accordance with the PN-EN 14411 standard as described in Appendix H “Low water absorbability dry-passed ceramic tiles” 0,5% < E < 3% Group Blb, GL

Właściwości Properties	Badanie wg: Test made acc. to:	Wymagania Requirements	Parametry płytek Tiles parameters
 Nasiąkliwość wodna (%) Permeability to water (%)	PN-EN ISO 10545-3	0,5% < E ≤ 3%	0,5 – 3
 Wytrzymałość na zginanie (MPa) Bending strength (MPa)	PN-EN ISO 10545-4	min. 30; pojedynczy min. 27	min. 40
 Siła łamiąca (N) Breaking strength (N)	PN-EN ISO 10545-4	< 7,5 mm: min. 700 ≥ 7,5 mm: min. 1100	> 1300 > 2600
 Odporność na pęknięcia włoskowate Crazing resistance	PN-EN ISO 10545-11	wymagana / required	resistant / odporne
 Mrozoodporność Frost resistance	PN-EN ISO 10545-12	wymagana / required	mrozoodporność / frost resistance
 Współczynnik cieplnej rozszerzalności liniowej (10 ⁻⁶ /°C) Coefficient of linear thermal expansion (10 ⁻⁶ /°C)	PN-EN ISO 10545-8	s.m.b. *	<9
 Odporność na ścieranie (klasa) Abrasion resistance (class)	PN-EN ISO 10545-7	nominal / deklarowana	3-4
 Skuteczność antypoślizgowa (grupa klasyfikacyjna) Slip resistance (classification group)	DIN 51130	s.m.b. *	R10
 Odporność na kwasy i zasady o słabym stężeniu Resistance to weak solutions of acids and alkali	PN-EN ISO 10545-13	1. nominal / deklarowana *	klasa A-B
 Odporność na działanie środków domowego użytku i soli do basenów kąpielowych Resistance to household chemicals and swimming-pool salts	PN-EN ISO 10545-13	min. GB	klasa A-B
 Odporność na plamienie Resistance to stains	PN-EN ISO 10545-14	s.m.b. *	5 klasa

* stosowana metoda badania/* method of testing used

KATALOG GENERALNY

LEGENDA

KEY

GENERAL CATALOGUE

Legenda

Key

	PL wymiary płytek GB tiles sizes		PL kolekcja błyszcząca/lappato/poler GB glossy tiles/lappato/polished
	PL ilość sztuk płytek w kartonie GB number of tiles per box		PL kolekcja matowa GB matt tiles
	PL ilość m² w jednym kartonie GB square meters covered by one box of tiles		PL kolekcja rektyfikowana GB rectificated tiles
	PL waga płytek w jednym kartonie GB tiles weight in one box		PL kolekcja strukturalna GB structured tiles
	PL ilość kg na 1m² płytek GB kilograms per one square meters of tiles		PL płytki tonalne GB tonal tiles
	PL ilość m² płytek na palecie GB square meters covered by one pallet of tiles		PL technologia antybakteryjna GB smart silver technology
	PL klasa ścieralności GB abrasion-resistance class		
	PL płytka mrozoodporna GB frost-resistant tile		
	PL klasa antypoślizgowości GB anti-slip class		
	PL klasa antypoślizgowości - bosa stopa GB anti-slip class - bare foot		
	PL klasa plamienia GB stain resistance class		



www.opoczno.eu

Infoline: 801 01 44 66

Infolinia dostępna w godz. 8.00-17.00

Opłata wg cennika operatora

Katalog jest materiałem poglądowym. Producent zastrzega sobie prawo zmian w ofercie przedstawionej w katalogu. Ze względu na stosowaną technikę druku rzeczywisty wygląd płytek może różnić się od produktów prezentowanych na zdjęciach.

This catalogue is a demonstrative material. Manufacturer reserves the right to introduce changes in the offer presented in the catalogue. Owing to the printing technique employed the real appearance of the tiles may be slightly different than the products presented in the pictures.

